

CRITERIA 1:

Curricular Aspects

KEY INDICATOR:

**Curriculum Planning
and Implementation**

Matric no: 1.4.1a

Feedback Analysis

Report



Table of Contents
Feedback Analysis Report 1.4

S.NO.	CONTENT	PAGE NO.
1.	Student's Feedback Data Analysis Report for the Session 2018-19.	1-12
2.	Teachers' Feedback Data Analysis Report for the Session 2018-19.	12-15
3.	Alumni's Feedback Data Analysis Report for the Session 2018-19.	16-19
4.	Student's Feedback Data Analysis Report for the Session 2019-20.	20-26
5.	Teacher's Feedback Data Analysis Report for the Session 2019-20.	27-31
6.	Alumni's Feedback Data Analysis Report for the Session 2019-20.	32-35
7.	Student's feedback data Analysis for the Session 2020-21	36-41





Mobile: 094191 – 02359 OFFICE OF THE PRINCIPAL. Tele & Fax – 0191 – 2435158

GOVT. COLLEGE FOR WOMEN GANDHI NAGAR, JAMMU

Constituent College of Cluster University of Jammu

E-mail: principal@gcwagandhinagar.com



8.	Teacher's Feedback Data Analysis Report for the Session 2020-2021.	42-44
9.	Alumni's Feedback Data Analysis Report for the Session 2020-2021.	45-46
10.	Student's feedback data Analysis for the Session 2021-22.	47-52
11.	Alumni's Feedback Data Analysis Report for the Session 2021-2022.	53-54
12.	Teacher's Feedback Data Analysis Report for the Session 2021-2022.	55-57
13.	Student's Feedback Data Analysis Report for the Session 2022-23.	58-61
14.	Alumni's Feedback Data Analysis Report for the Session 2022-23.	62-64
15.	Teacher's Feedback Data Analysis Report for the Session 2022-2023.	65-67



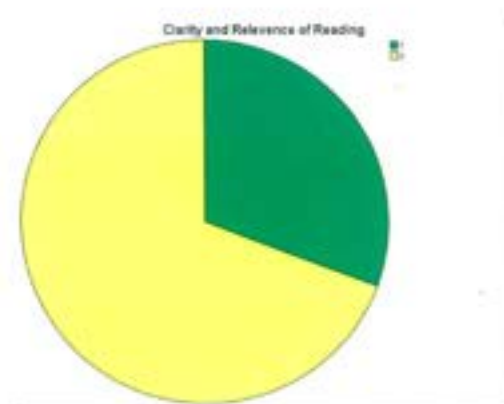
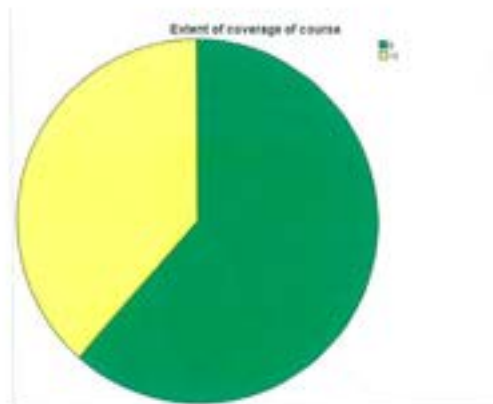
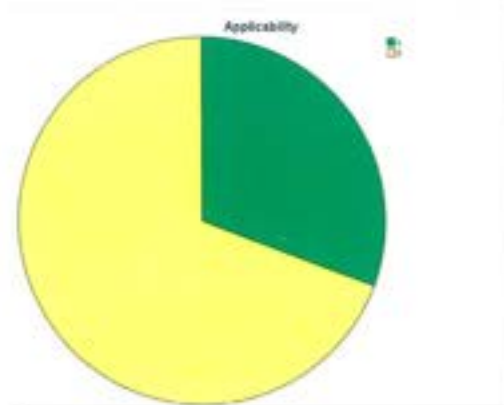
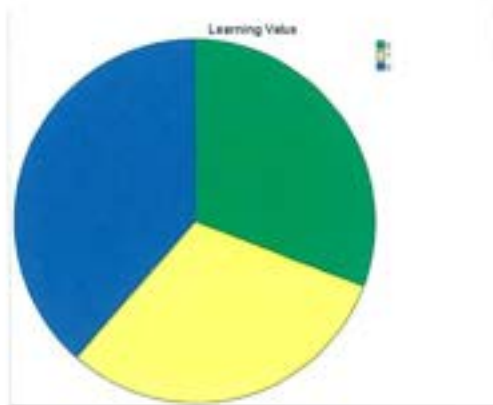


Student's Feedback Data Analysis Report for the Session 2018-19.

Our College collects feedback for the syllabus and its transaction in the institute on regular basis from the students during their degree course. Data on student feedback has been plotted for all the relevant Points/Questions for analysis with the help of Pie- chart/Graph and is shown as under:

Graphs and Charts:

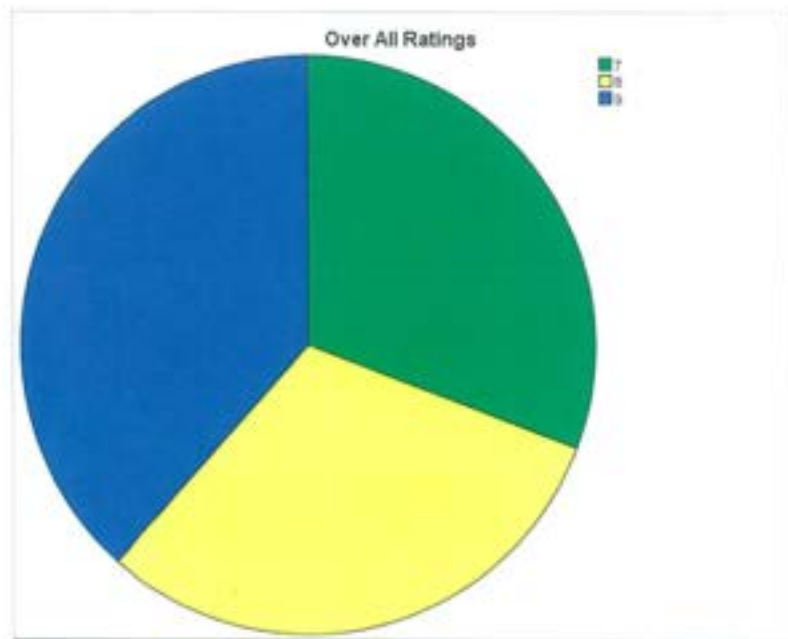
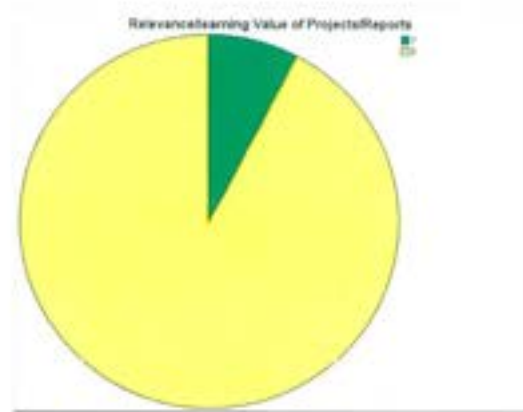
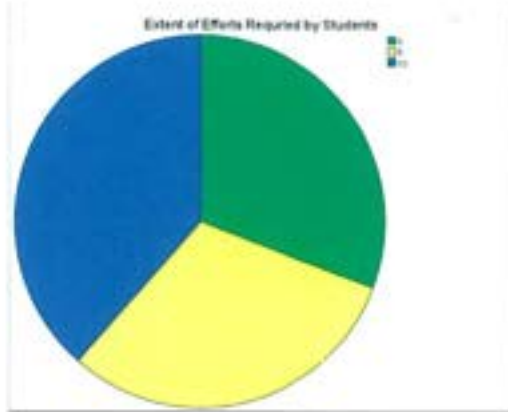
Pie Chart



am



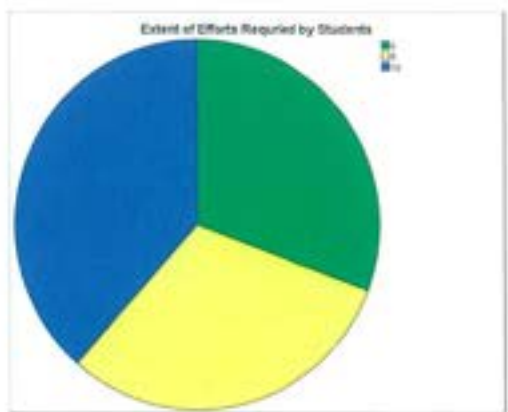
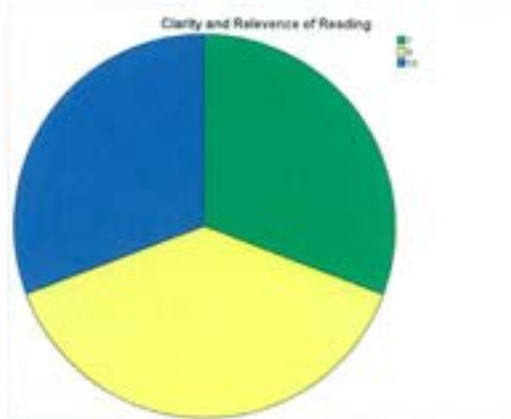
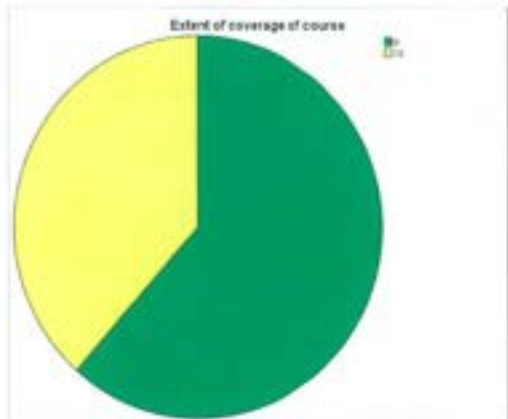
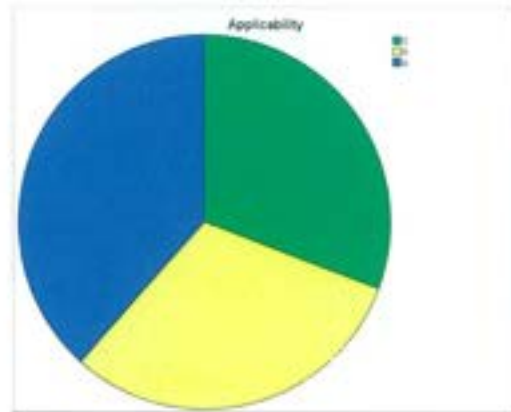
OFFICE OF THE PRINCIPAL
GOVT. COLLEGE FOR WOMEN GANDHI NAGAR JAMMU
(A CONSTITUENT COLLEGE OF CLUSTER UNIVERSITY OF JAMMU)



Handwritten signature



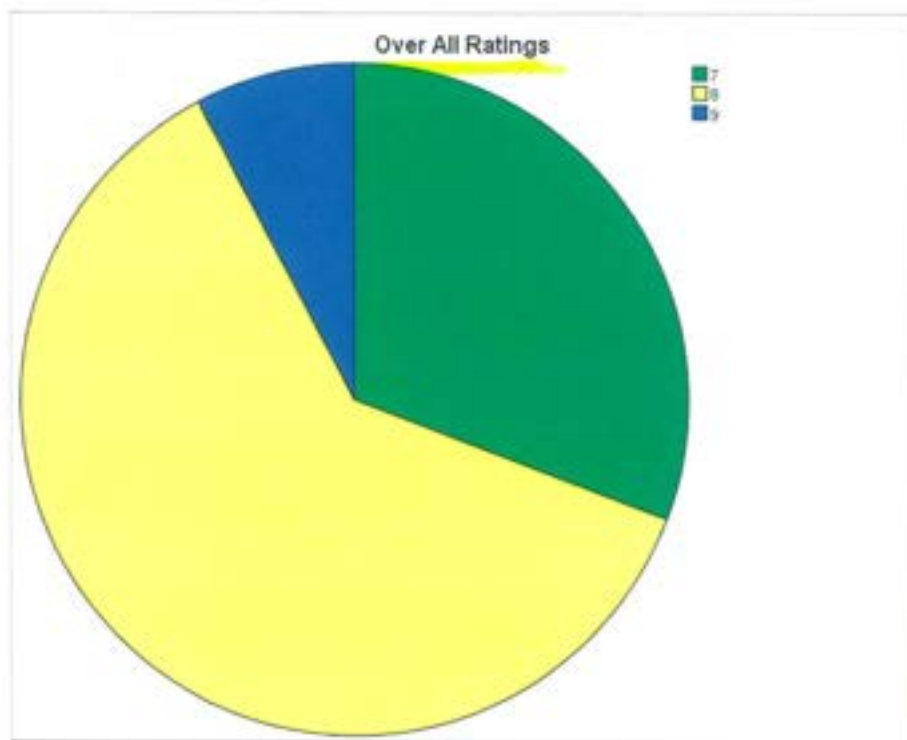
OFFICE OF THE PRINCIPAL
GOVT. COLLEGE FOR WOMEN GANDHI NAGAR JAMMU
(A CONSTITUENT COLLEGE OF CLUSTER UNIVERSITY OF JAMMU)



Handwritten signature



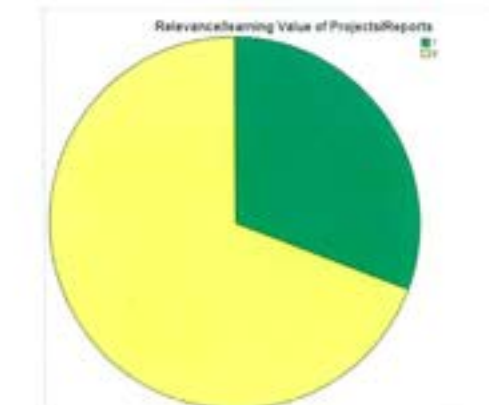
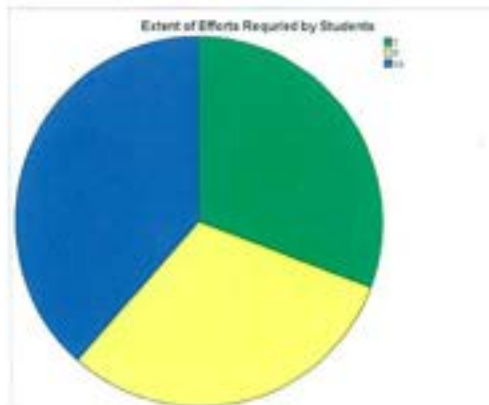
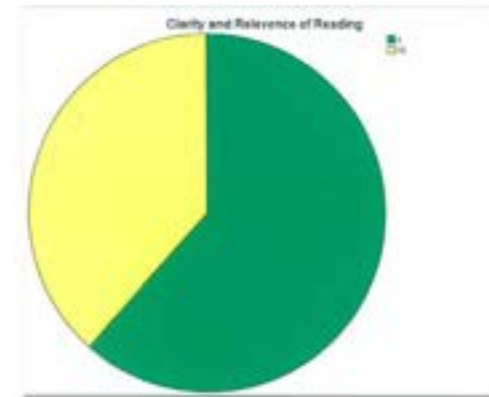
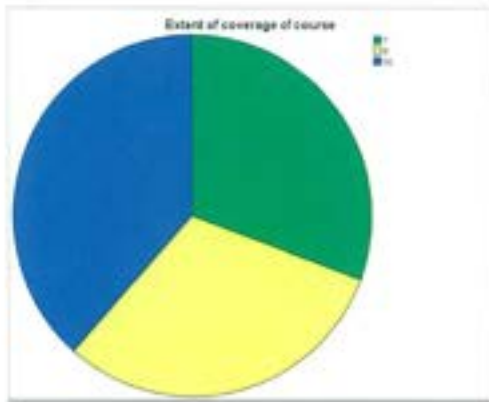
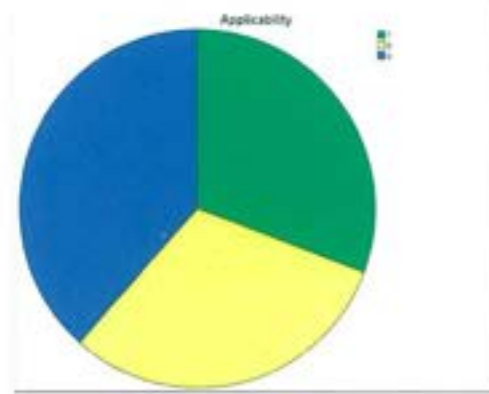
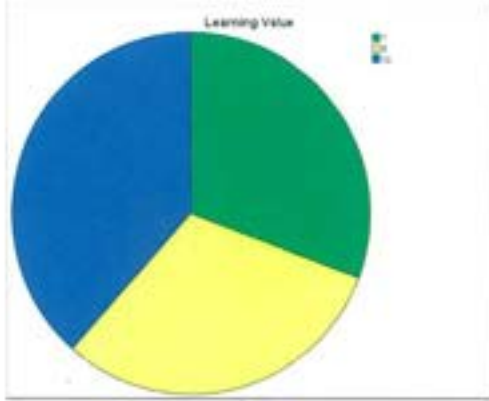
OFFICE OF THE PRINCIPAL
GOVT. COLLEGE FOR WOMEN GANDHI NAGAR JAMMU
(A CONSTITUENT COLLEGE OF CLUSTER UNIVERSITY OF JAMMU)



an



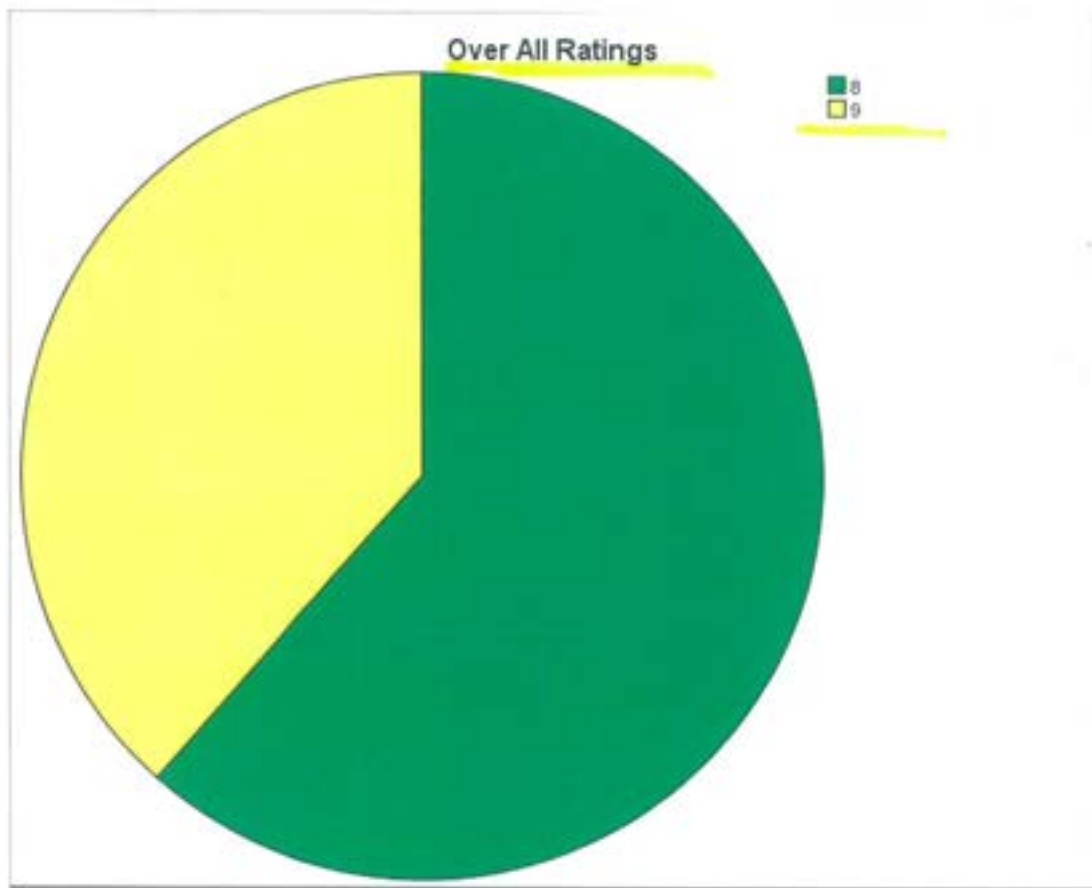
OFFICE OF THE PRINCIPAL
GOVT. COLLEGE FOR WOMEN GANDHI NAGAR JAMMU
(A CONSTITUENT COLLEGE OF CLUSTER UNIVERSITY OF JAMMU)



an



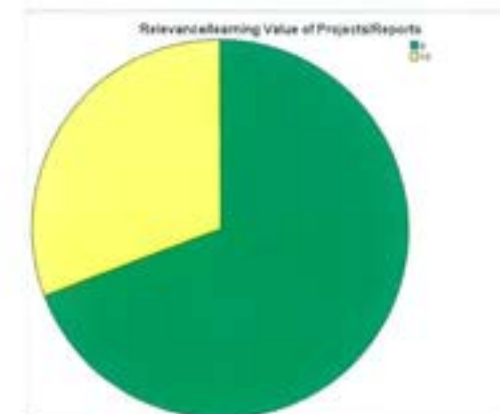
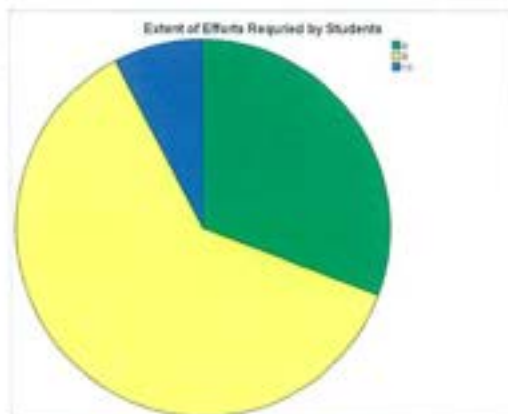
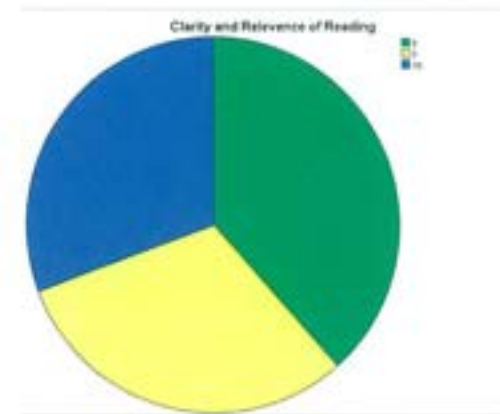
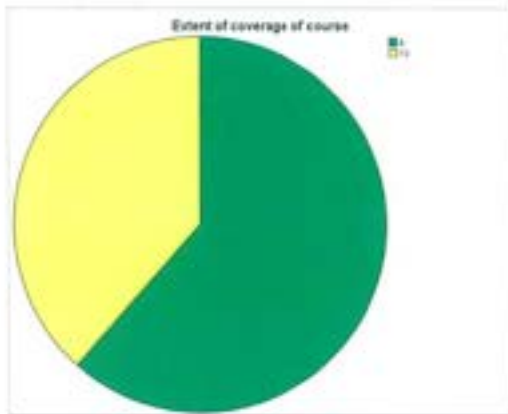
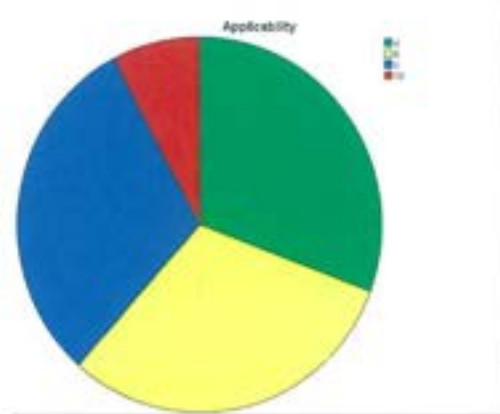
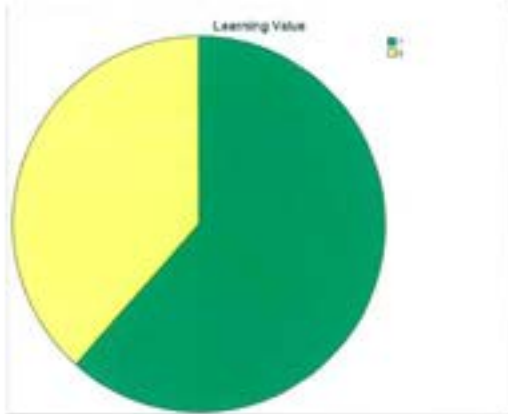
OFFICE OF THE PRINCIPAL
GOVT. COLLEGE FOR WOMEN GANDHI NAGAR JAMMU
(A CONSTITUENT COLLEGE OF CLUSTER UNIVERSITY OF JAMMU)



[Handwritten signature]



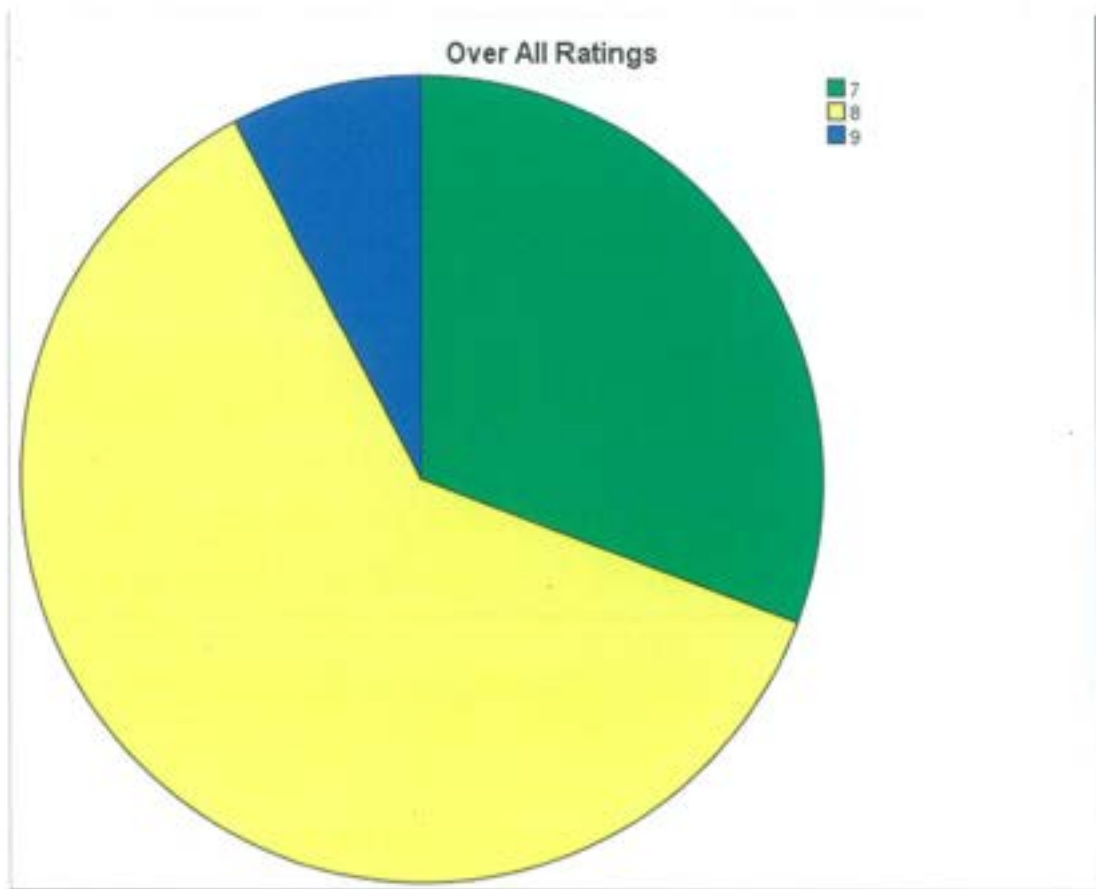
OFFICE OF THE PRINCIPAL
GOVT. COLLEGE FOR WOMEN GANDHI NAGAR JAMMU
(A CONSTITUENT COLLEGE OF CLUSTER UNIVERSITY OF JAMMU)



on



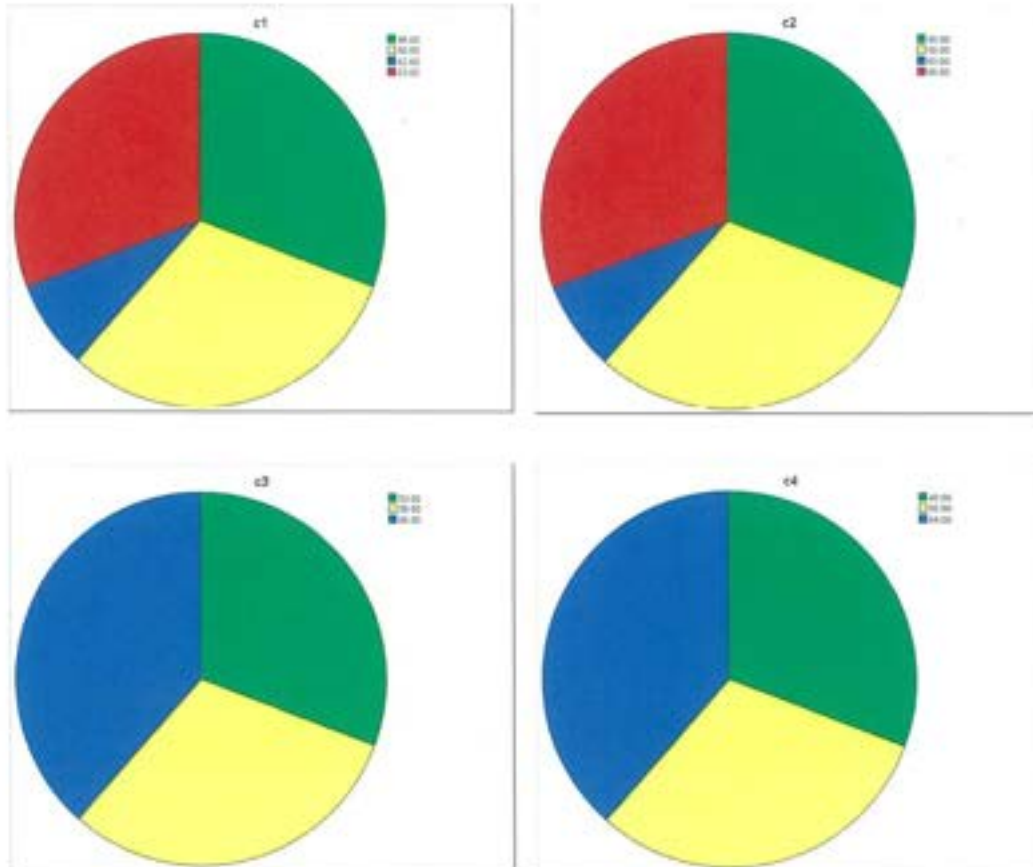
OFFICE OF THE PRINCIPAL
GOVT. COLLEGE FOR WOMEN GANDHI NAGAR JAMMU
(A CONSTITUENT COLLEGE OF CLUSTER UNIVERSITY OF JAMMU)



on



OFFICE OF THE PRINCIPAL
GOVT. COLLEGE FOR WOMEN GANDHI NAGAR JAMMU
(A CONSTITUENT COLLEGE OF CLUSTER UNIVERSITY OF JAMMU)



The main findings of the analysis.

The graphs and charts Interpret trends, patterns, and anomalies. Also following suggestion regarding the curriculum received and compiled as under.

1. There must be organisation of certain certificate courses/workshops for students regarding future research purposes like statistical analysis, SPSS, ANOVA, Data Computation, basic MS WORD details, etc. So that the students wishing to join research in future may get advantage of these courses.
2. Provide for meaningful teacher-student interaction encourage active and practical learning. Make course expectations clear and based on learning outcomes.
3. There must be a smart class for students to get full idea because some or not get good school to learn it.
4. Teachers should be more engaging with the students to build a friendly atmosphere and also internships and placements should be made or suggested to the students for better future because freshers are not welcomed in many institutions and thus, we are left over with no jobs to join in.



OFFICE OF THE PRINCIPAL
GOVT. COLLEGE FOR WOMEN GANDHI NAGAR JAMMU
(A CONSTITUENT COLLEGE OF CLUSTER UNIVERSITY OF JAMMU)



5. Awareness programmes, educational tours, modules and group discussions should be placed at the colleges at different levels.
6. Please introduce more master's courses.

Report Submission:

For further Discussion and appropriate actions, the details of Analysed Data and suggestions from the student's feedback, on curriculum forwarded to the governing body/College Advisory committee.

Co-ordinator Criterion I

Prof Anjali Bhat




GOVT. COLLEGE FOR WOMEN GANDHI NAGAR JAMMU

Student Feedback on Courses

Stream: ARTS

Year:

Please rate the courses on the following attributes using the 10 point scale shown:



Courses	Title of the Course No. 1	Title of the Course No. 2	Title of the course No. 3	Title of the Course No. 4
1.Learning Values (in terms of skills, concepts, knowledge, analytical abilities, or broadening perspective)	7	7	7	7
2.Applicability /relevance to real life situations, depth of the course content	8	8	8	8
3.Extent of coverage of course	8	8	8	8
4.Clarity and relevance of reading material	9	9	9	9
5.Extent of effort required by students	8	8	8	8
6.Relevance/learning value of project/report	8	8	8	8
7.Overall Rating	8	8	8	8

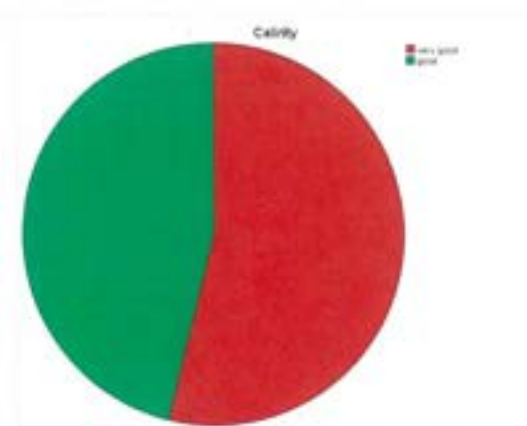
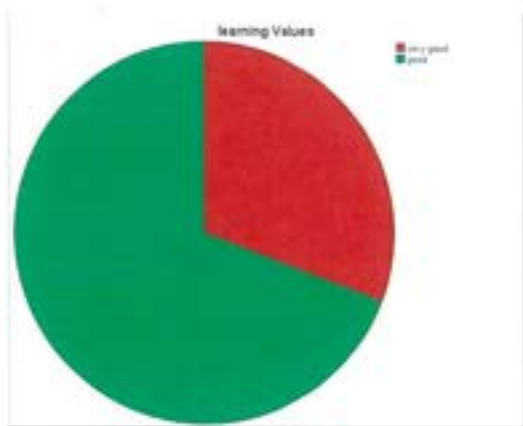
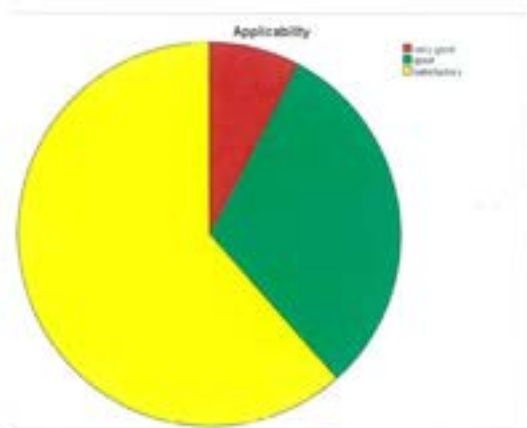
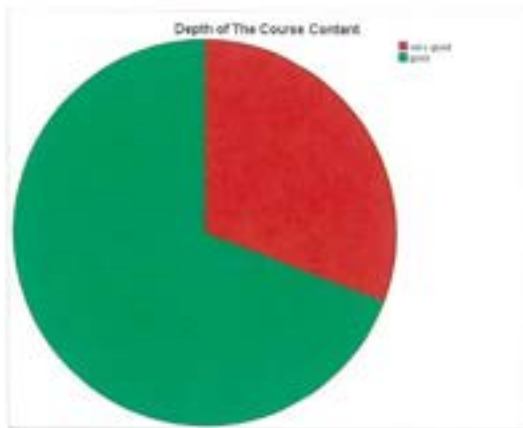


Teachers' Feedback Data Analysis Report for the Session 2018-19.

Our College collects feedback for the curriculum and its transaction in the institute on regular basis from the teacher's during their degree course. Data on teacher's feedback has been plotted for all the relevant Points/Questions for analysis with the help of Pie- chart/Graph and is shown as under:

Graphs and Charts:

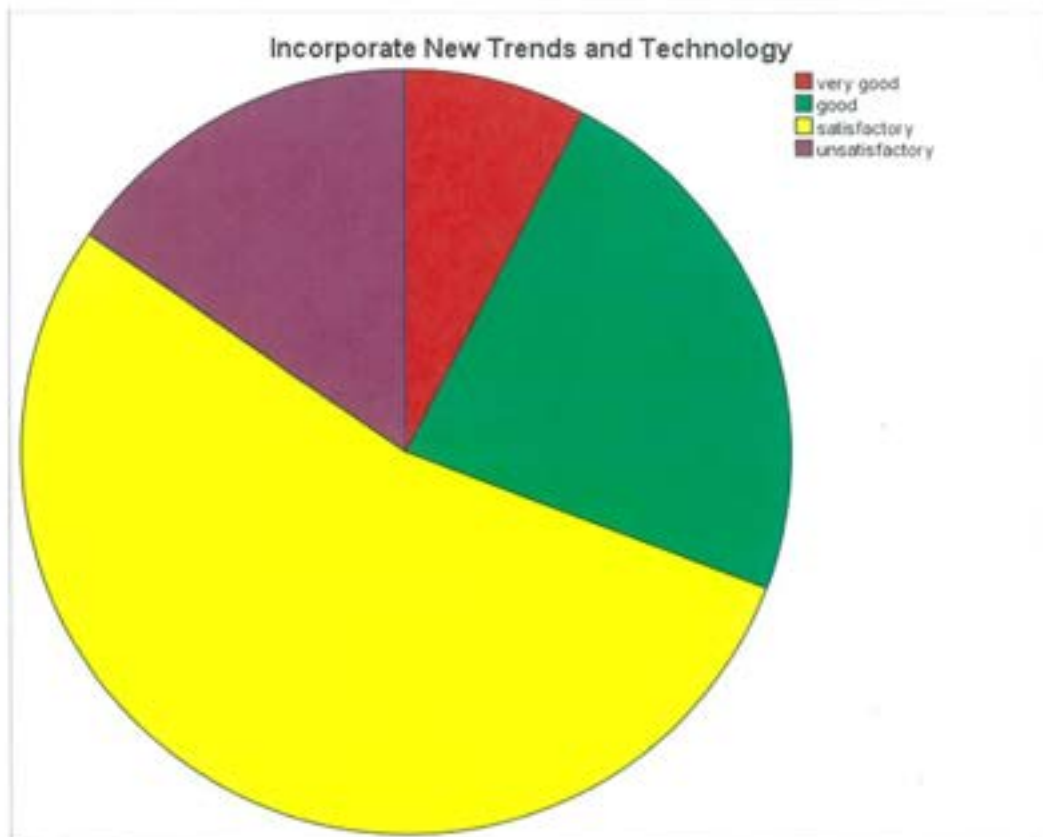
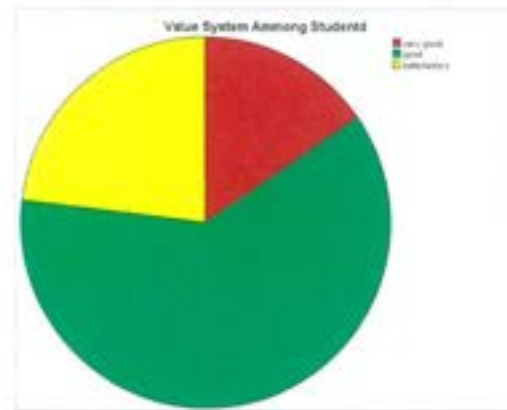
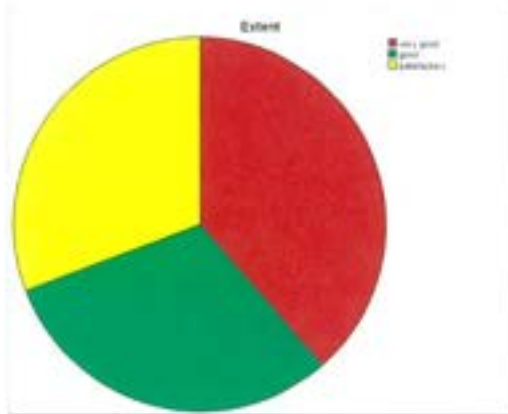
Pie Chart



on



OFFICE OF THE PRINCIPAL
GOVT. COLLEGE FOR WOMEN GANDHI NAGAR JAMMU
(A CONSTITUENT COLLEGE OF CLUSTER UNIVERSITY OF JAMMU)



Handwritten signature



OFFICE OF THE PRINCIPAL
GOVT. COLLEGE FOR WOMEN GANDHI NAGAR JAMMU
(A CONSTITUENT COLLEGE OF CLUSTER UNIVERSITY OF JAMMU)



The main findings of the analysis.

1. A significant percentage of teachers expressed high satisfaction with the core content of the curriculum, highlighting its relevance and alignment with the learning objectives.
2. Some teachers indicated a desire for more opportunities to incorporate practical, real-world applications into the curriculum to enhance student engagement and skills development.
3. Data revealed that teachers had varied preferences for teaching methods. While some favoured traditional lectures, others advocated for more interactive and project-based approaches to instruction.
4. A common theme was the need for updated teaching resources, including textbooks, materials, and technology tools, to keep the curriculum current and effective.
5. Some teachers expressed concerns about the assessment methods used within the curriculum, suggesting a need for greater alignment between assessments and the learning outcomes.
6. Several teachers indicated a desire for more opportunities for professional development and training to better implement the curriculum effectively.
7. Many teachers reported that the curriculum encouraged greater student engagement and participation, contributing to a more dynamic classroom environment.
8. teachers suggested exploring opportunities for interdisciplinary integration within the curriculum to provide students with a holistic educational experience.
9. A subset of teachers expressed the need for more flexibility within the curriculum, allowing them to tailor it to meet the specific needs and interests of their students.
10. Despite varying feedback, the overall sentiment from teachers regarding the curriculum was predominantly positive, reflecting a commitment to continuous improvement and excellence in education.

These findings, when carefully analysed and acted upon, can help shape curriculum development and improvement strategies in response to teacher feedback.

Report Submission:

For further Discussion and appropriate actions, the details of Analysed Data and suggestions from the teacher's feedback, on curriculum forwarded to the governing body/College Advisory committee.



OFFICE OF THE PRINCIPAL
GOVT. COLLEGE FOR WOMEN GANDHI NAGAR JAMMU
(A CONSTITUENT COLLEGE OF CLUSTER UNIVERSITY OF JAMMU)



Co-ordinator Criterion I

Prof Anjali Bhat



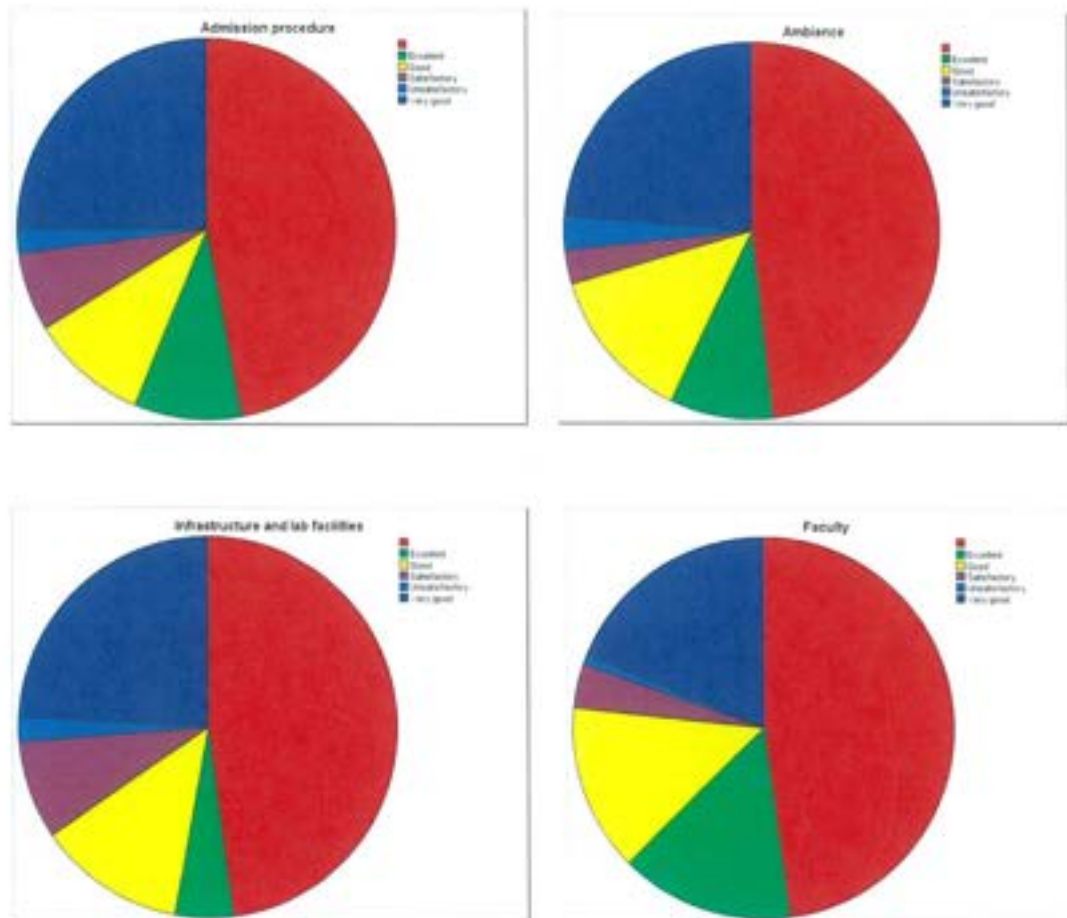


Alumni's Feedback Data Analysis Report for the Session 2018-19.

Our College collects feedback for the syllabus and its transaction in the institute on regular basis from the Alumni's during their degree course. Data on alumni's feedback has been plotted for all the relevant Points/Questions for analysis with the help of Pie- chart/Graph and is shown as under:

Graphs and Charts:

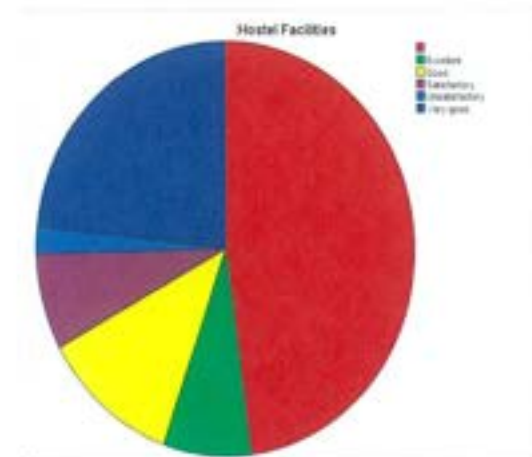
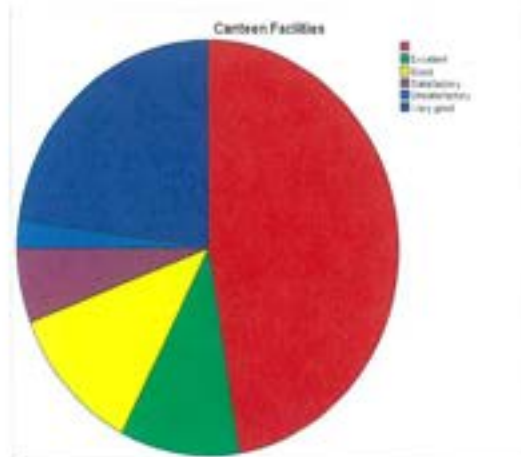
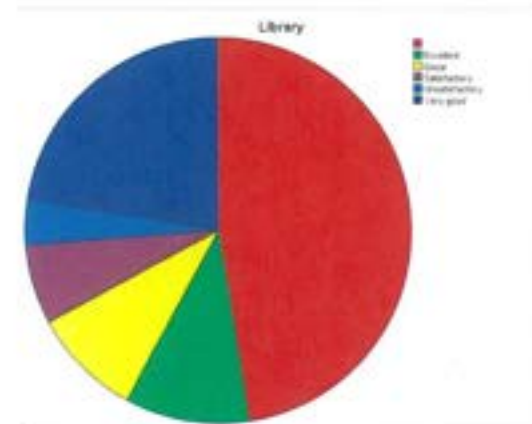
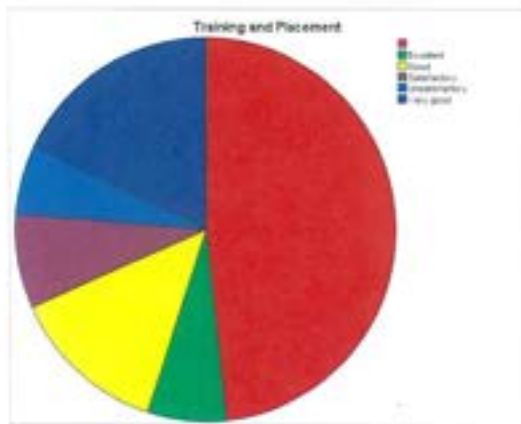
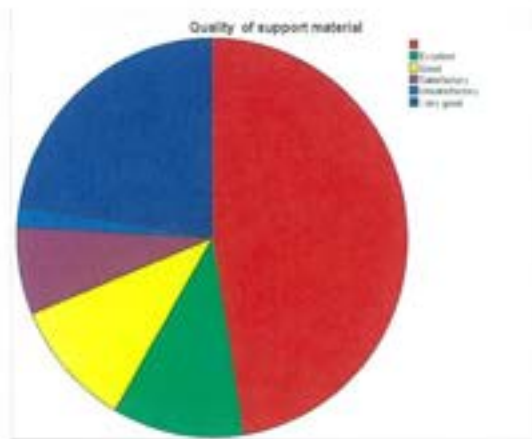
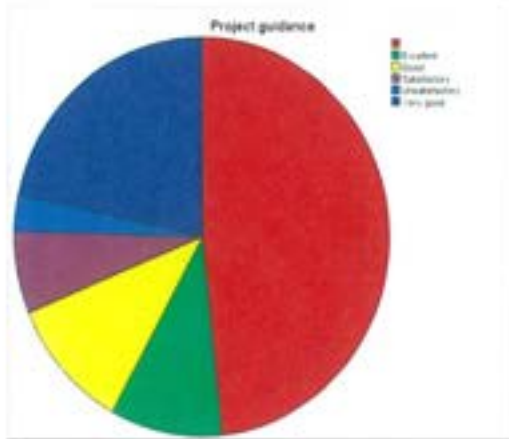
Pie Chart



Handwritten signature



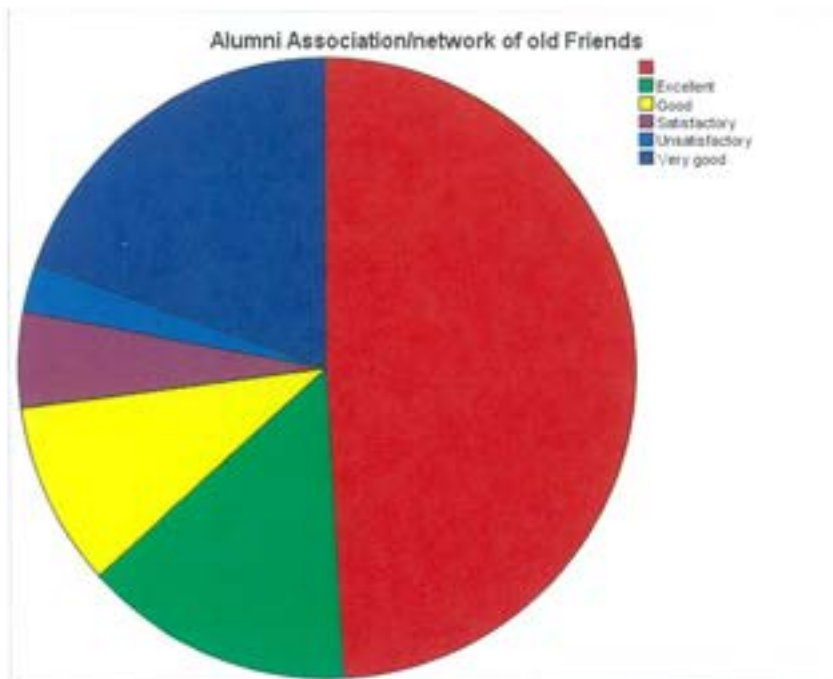
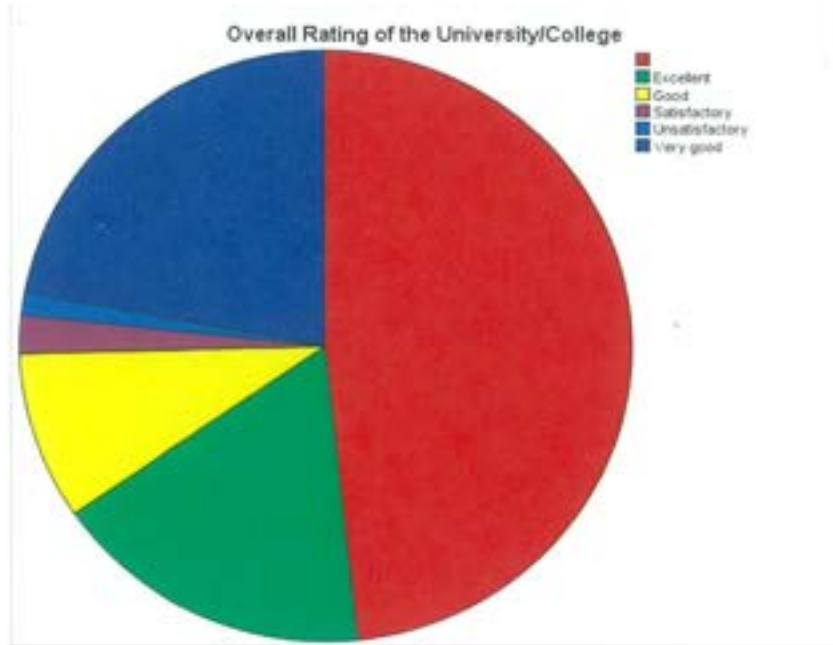
OFFICE OF THE PRINCIPAL
GOVT. COLLEGE FOR WOMEN GANDHI NAGAR JAMMU
(A CONSTITUENT COLLEGE OF CLUSTER UNIVERSITY OF JAMMU)



m



OFFICE OF THE PRINCIPAL
GOVT. COLLEGE FOR WOMEN GANDHI NAGAR JAMMU
(A CONSTITUENT COLLEGE OF CLUSTER UNIVERSITY OF JAMMU)



an



OFFICE OF THE PRINCIPAL
GOVT. COLLEGE FOR WOMEN GANDHI NAGAR JAMMU
(A CONSTITUENT COLLEGE OF CLUSTER UNIVERSITY OF JAMMU)



The main findings of the analysis.

The graphs and charts Interpret trends, patterns, and anomalies. Also following suggestion regarding the curriculum received and compiled as under.

1. There must be organisation of certain certificate courses/workshops for students regarding future research purposes like statistical analysis, SPSS, ANOVA, Data Computation, basic MS WORD details, etc. So that the students wishing to join research in future may get advantage of these courses.
2. Provide for meaningful teacher-student interaction encourage active and practical learning. Make course expectations clear and based on learning outcomes.
3. There must be a smart class for students to get full idea because some or not get good school to learn it.
4. Teachers should be more engaging with the students to build a friendly atmosphere and also internships and placements should be made or suggested to the students for better future because freshers are not welcomed in many institutions and thus, we are left over with no jobs to join in.
5. Awareness programmes, educational tours, modules and group discussions should be placed at the colleges at different levels.
6. Please introduce more master's courses.

Report Submission:

For further Discussion and appropriate actions, the details of Analysed Data and suggestions from the student's feedback, on curriculum forwarded to the governing body/College Advisory committee.

Co-ordinator Criterion I

Prof Anjali Bhat



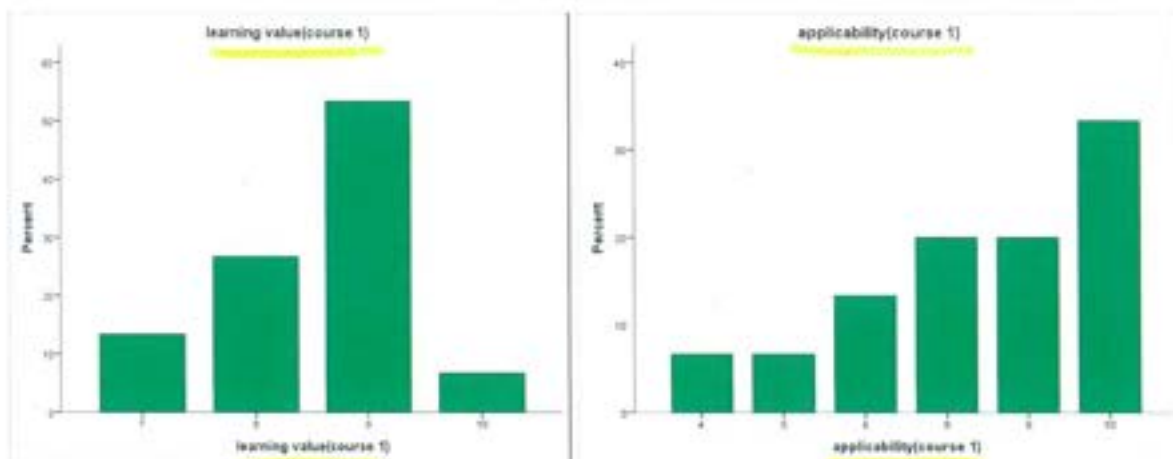


Student's Feedback Data Analysis Report for the Session 2019-20.

In our college, we have established a systematic process for collecting valuable feedback from our students throughout their degree courses. This feedback primarily focuses on the syllabus and how it is delivered within our institute. We consider this input to be essential in ensuring the quality and effectiveness of our educational programs. To gather this information, we regularly administer surveys and questionnaires to our students, giving them the opportunity to express their thoughts, opinions, and concerns about various aspects of the curriculum and teaching methods. These surveys cover a wide range of points and questions related to their academic experiences.

Once we collect this feedback, we employ data visualization techniques such as pie charts and graphs to represent the results in a clear and visually appealing manner. This allows us to analyse the feedback comprehensively and identify trends, strengths, and areas for improvement in our educational offerings. By consistently collecting and analysing student feedback in this way, we aim to continuously enhance the quality of education provided at our institute, ensuring that it aligns with the evolving needs and expectations of our student community.

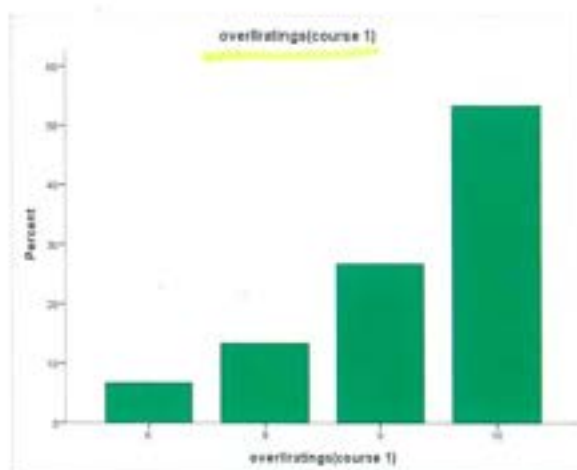
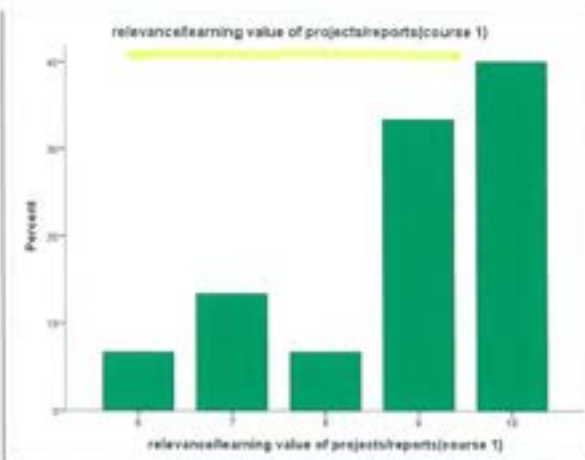
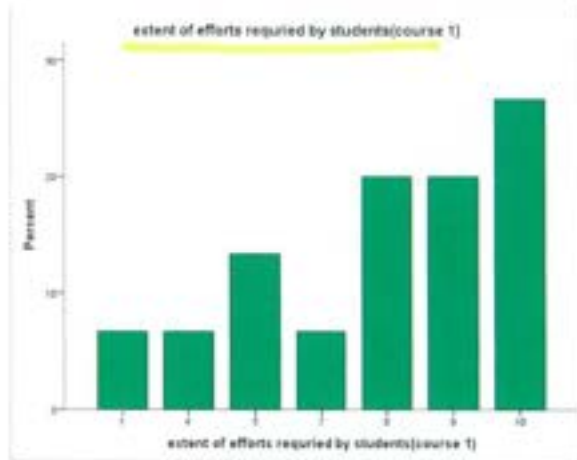
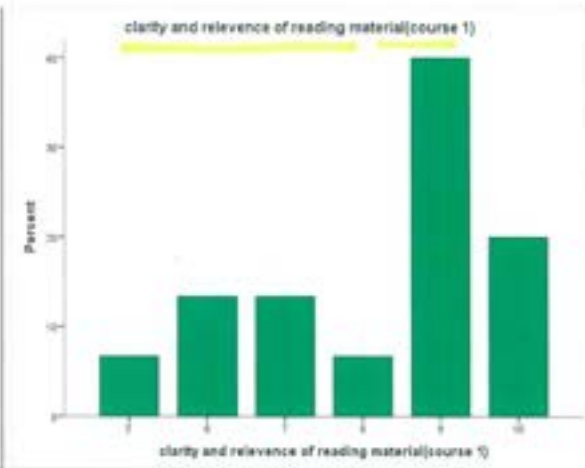
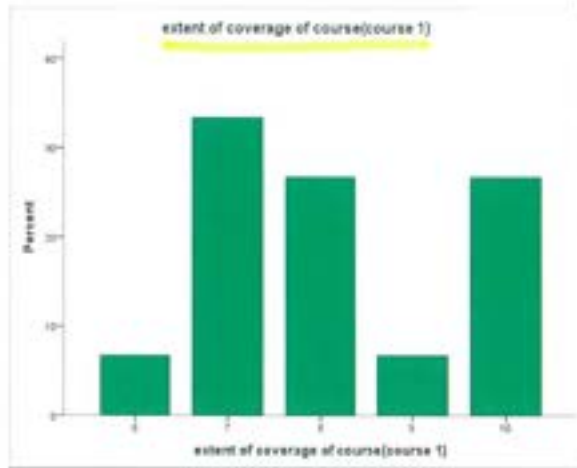
Bar Chart



Prof. Rajinder Kaur
am



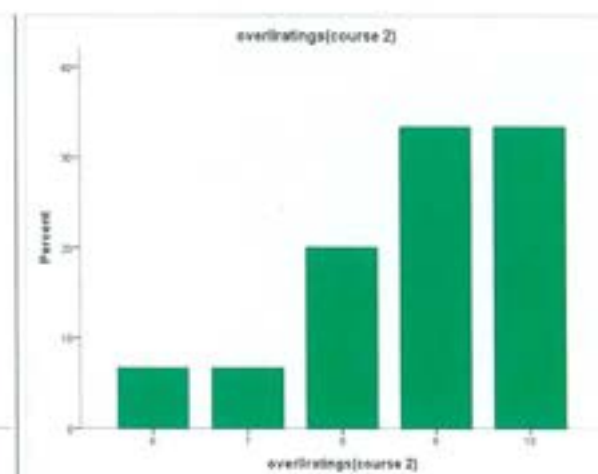
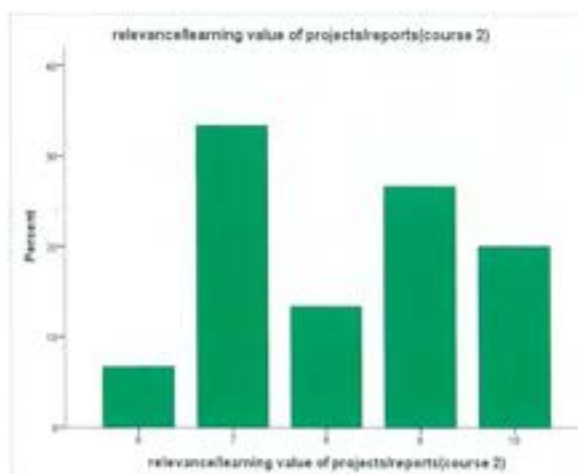
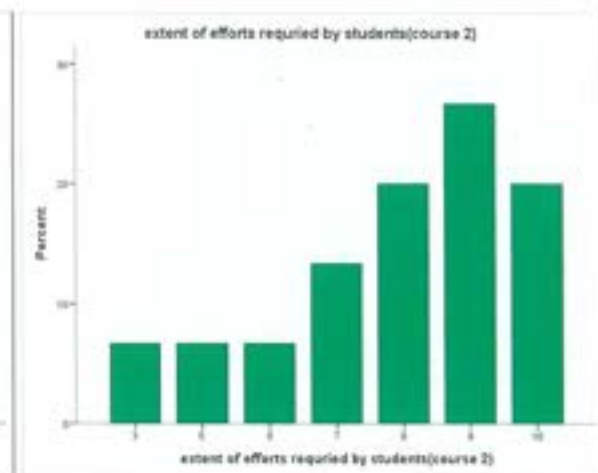
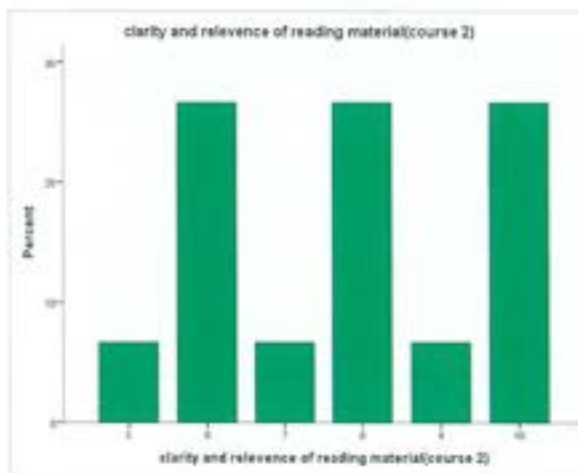
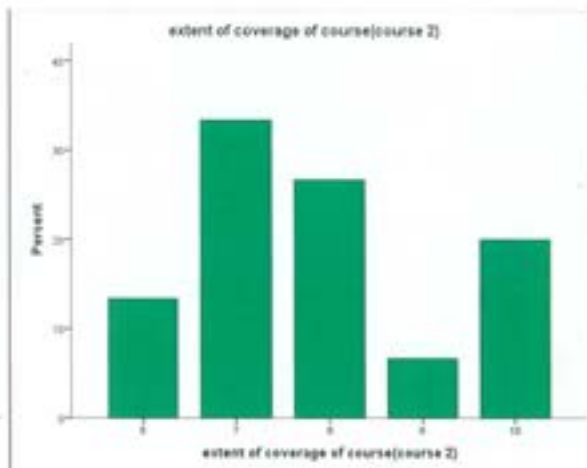
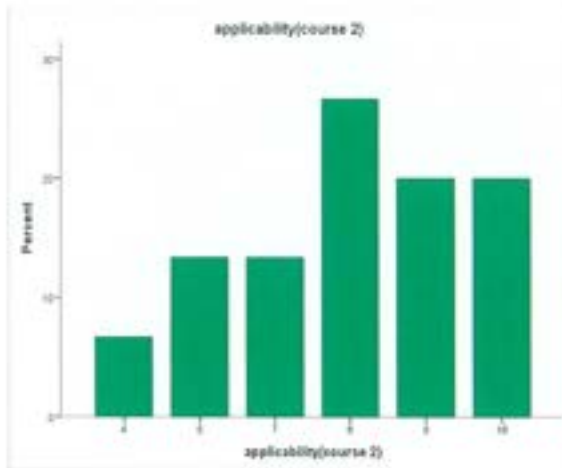
OFFICE OF THE PRINCIPAL
GOVT. COLLEGE FOR WOMEN GANDHI NAGAR JAMMU
(A CONSTITUENT COLLEGE OF CLUSTER UNIVERSITY OF JAMMU)



Ami



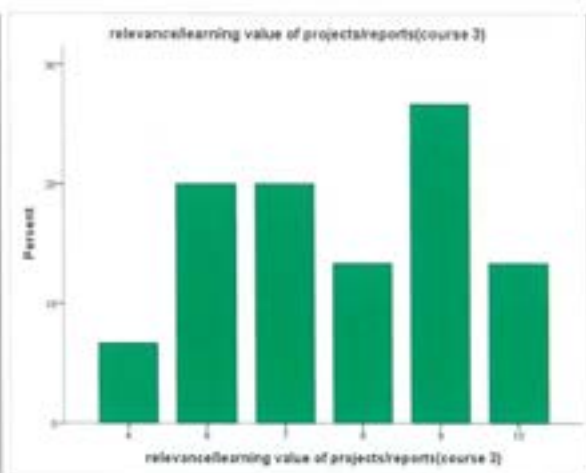
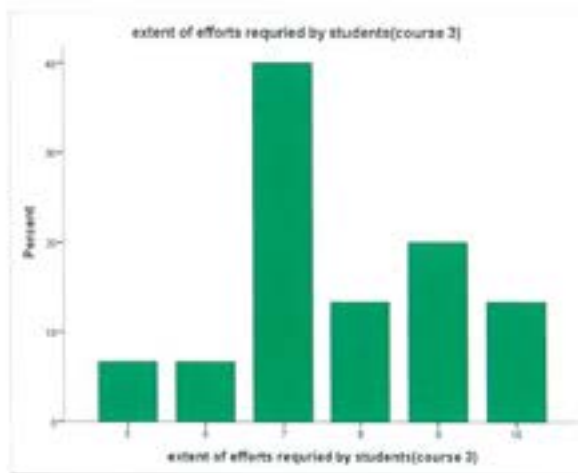
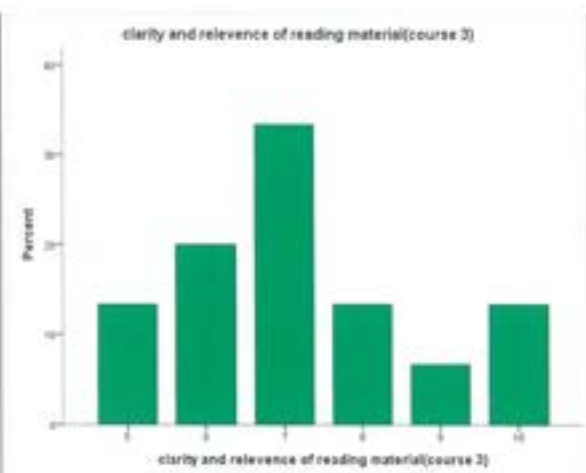
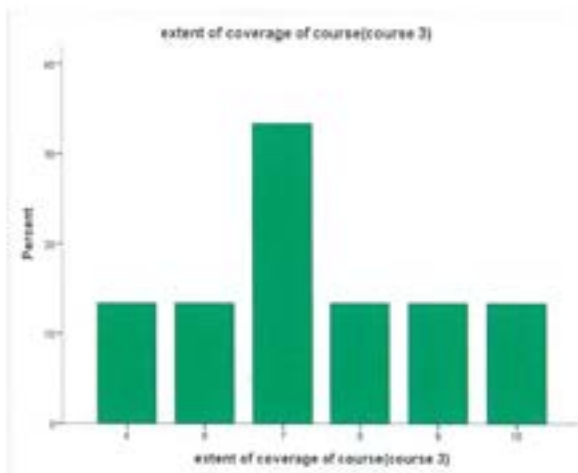

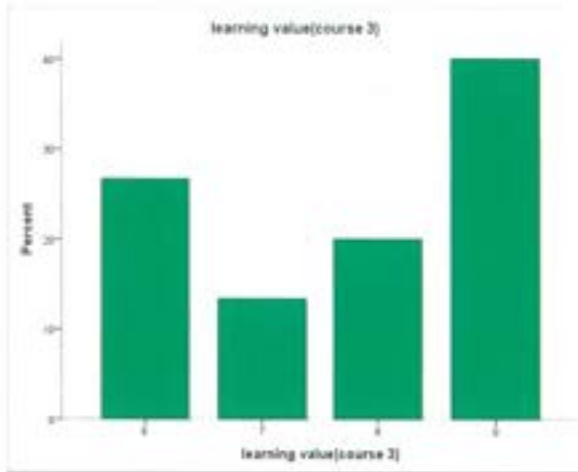
OFFICE OF THE PRINCIPAL
GOVT. COLLEGE FOR WOMEN GANDHI NAGAR JAMMU
(A CONSTITUENT COLLEGE OF CLUSTER UNIVERSITY OF JAMMU)



am



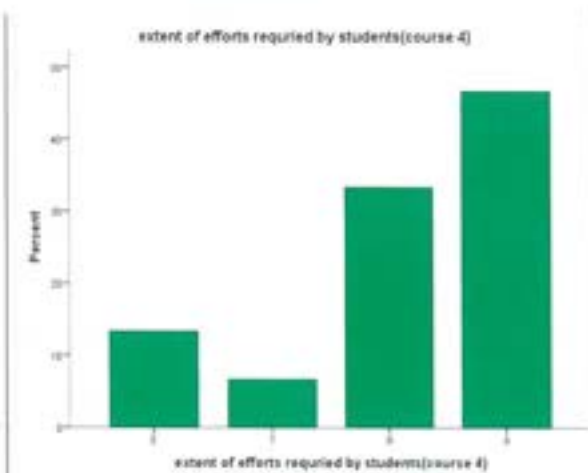
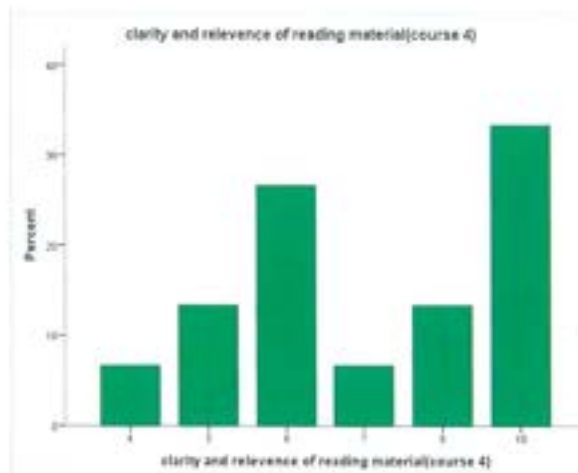
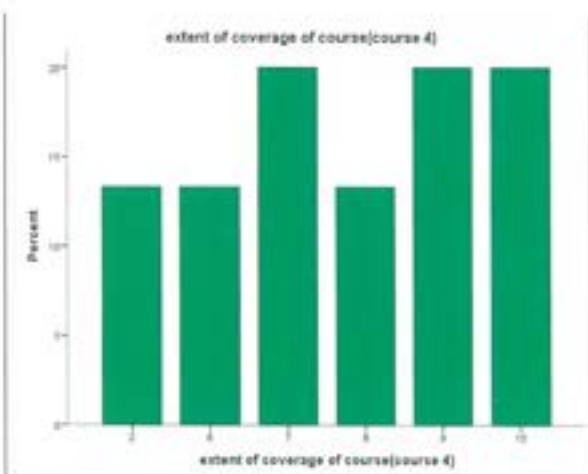
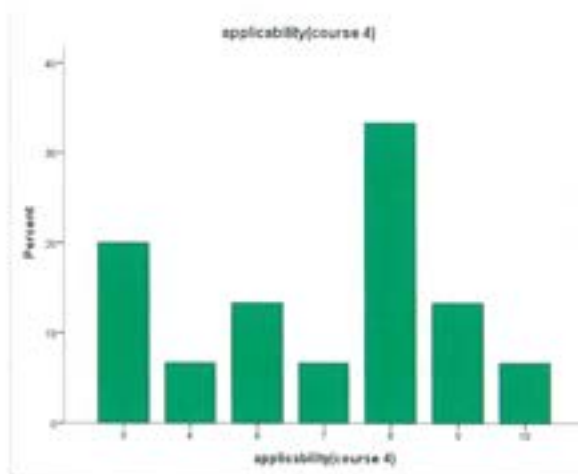
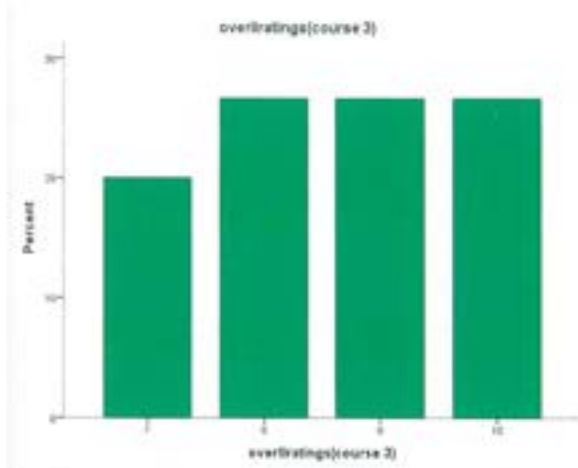
OFFICE OF THE PRINCIPAL
GOVT. COLLEGE FOR WOMEN GANDHI NAGAR JAMMU
 (A CONSTITUENT COLLEGE OF CLUSTER UNIVERSITY OF JAMMU)



am



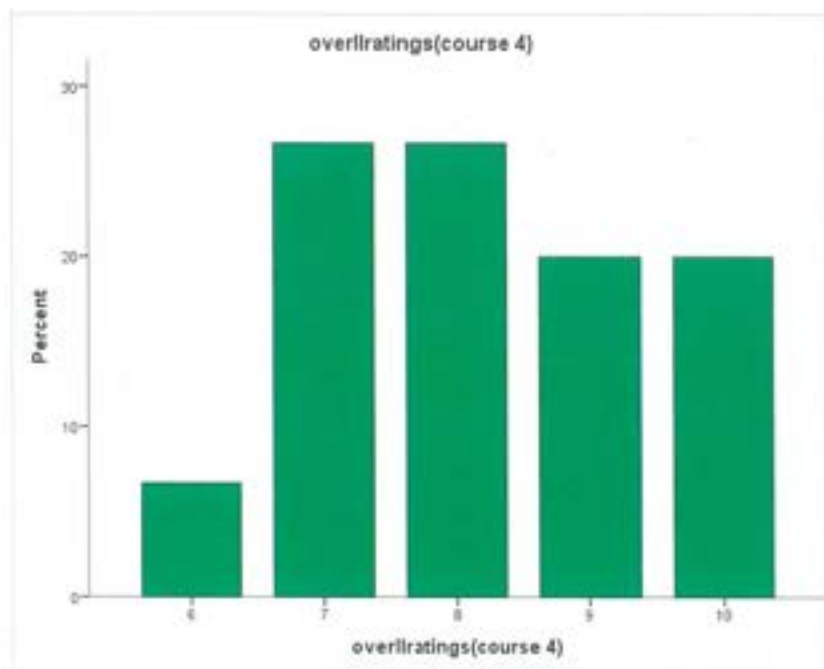
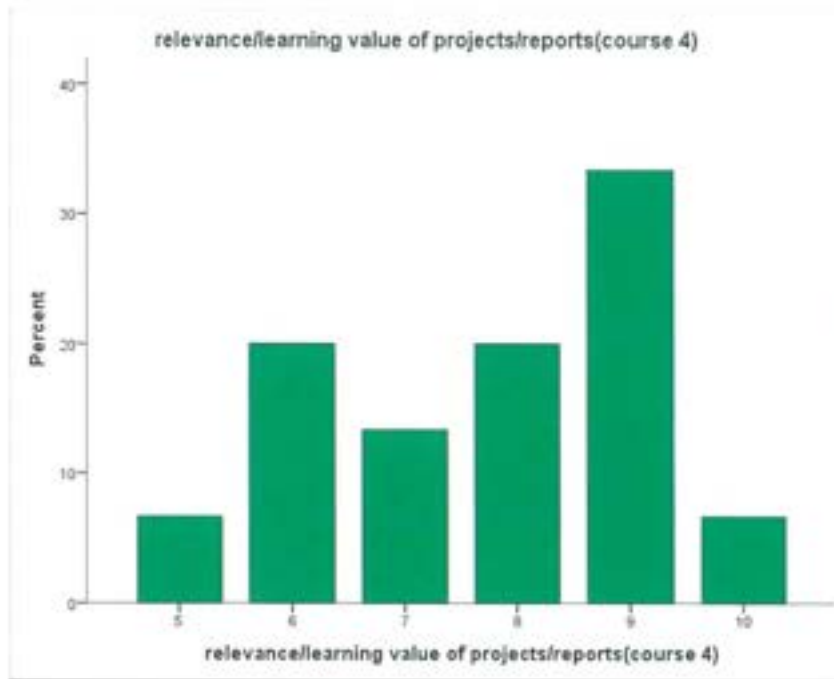
OFFICE OF THE PRINCIPAL
GOVT. COLLEGE FOR WOMEN GANDHI NAGAR JAMMU
(A CONSTITUENT COLLEGE OF CLUSTER UNIVERSITY OF JAMMU)



om



OFFICE OF THE PRINCIPAL
GOVT. COLLEGE FOR WOMEN GANDHI NAGAR JAMMU
(A CONSTITUENT COLLEGE OF CLUSTER UNIVERSITY OF JAMMU)



am



The main findings of the analysis.

The graphs and charts Interpret trends, patterns, and anomalies. Also following suggestion regarding the curriculum received and compiled as under.

1. Programmes that improve physical abilities stamina for physical work in students
Programmes that improve physical health of girls e.g. defence exercise marathons etc.
2. Build more bath room and maintain hygiene's.
3. New programme with researches topics introducing researcher paper work with experience teachers.
4. Counselling session should be needed.
5. More focused on student grievances.
6. New course like cyber word and sport technology should be introduced.

Report Submission:

For further Discussion and appropriate actions, the details of Analysed Data and suggestions from the student's feedback, on curriculum forwarded to the governing body/College Advisory committee.

Co-ordinator Criterion I

Prof Anjali Bhat



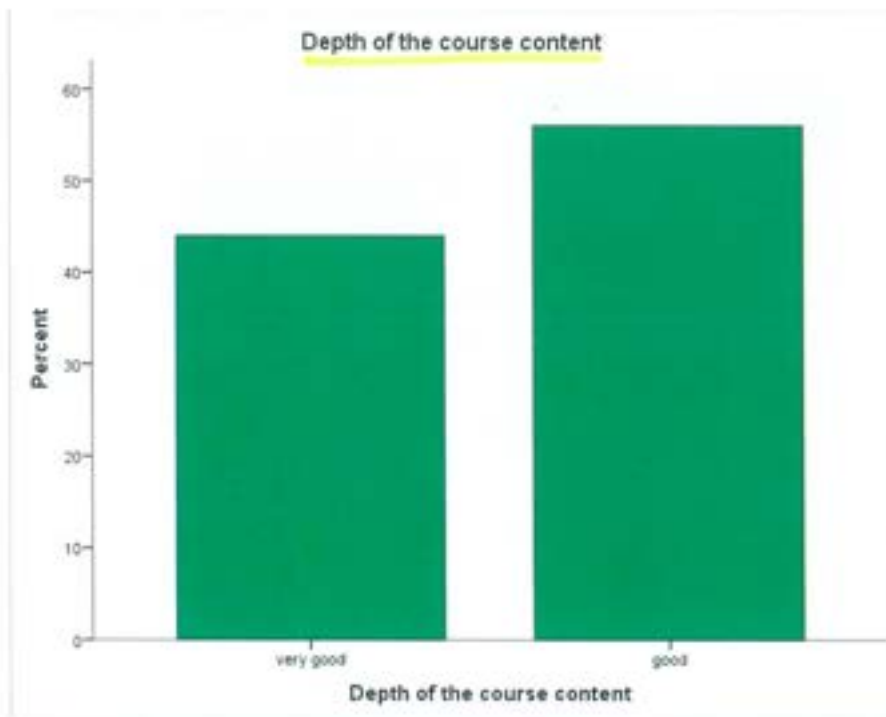


Teacher's Feedback Data Analysis Report for the Session 2019-20.

In our college, we have established a systematic process for collecting valuable feedback from our teachers throughout their degree courses. This feedback primarily focuses on the syllabus and how it is delivered within our institute. We consider this input to be essential in ensuring the quality and effectiveness of our educational programs. To gather this information, we regularly administer surveys and questionnaires to our teachers, giving them the opportunity to express their thoughts, opinions, and concerns about various aspects of the curriculum and teaching methods. These surveys cover a wide range of points and questions related to their academic experiences.

Once we collect this feedback, we employ data visualization techniques such as pie charts and graphs to represent the results in a clear and visually appealing manner. This allows us to analyse the feedback comprehensively and identify trends, strengths, and areas for improvement in our educational offerings. By consistently collecting and analysing student feedback in this way, we aim to continuously enhance the quality of education provided at our institute, ensuring that it aligns with the evolving needs and expectations of our student community.

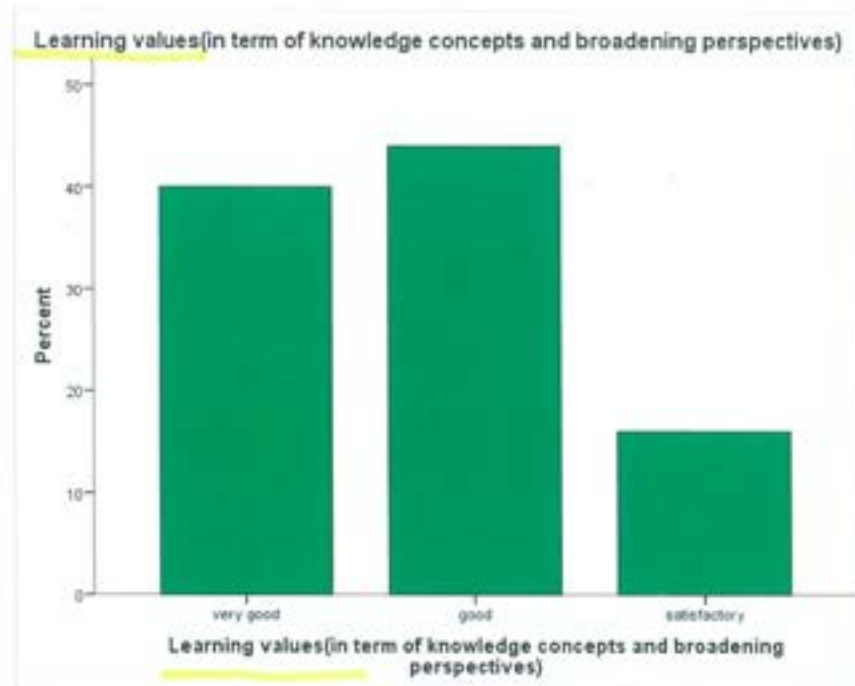
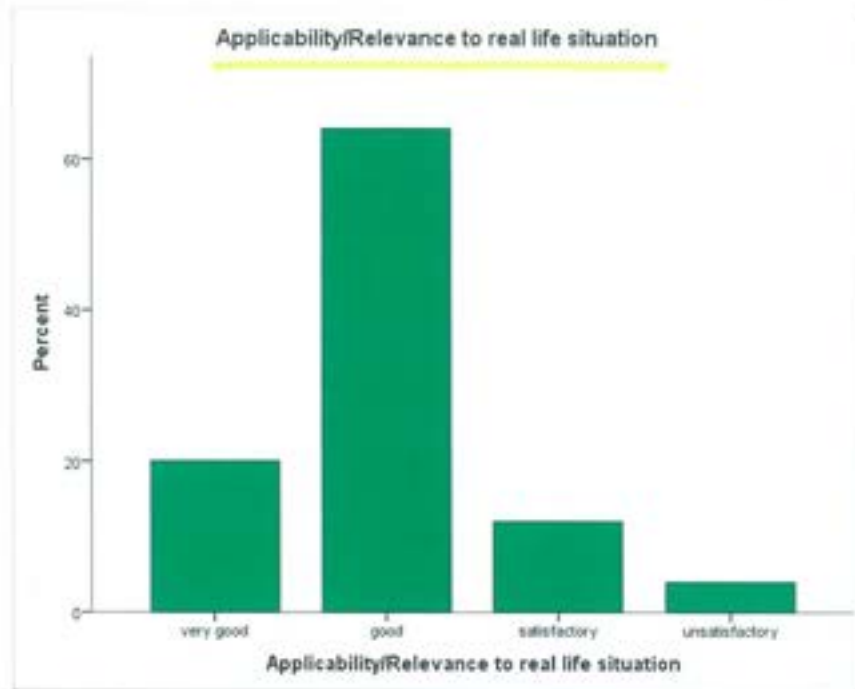
Bar Chart



am



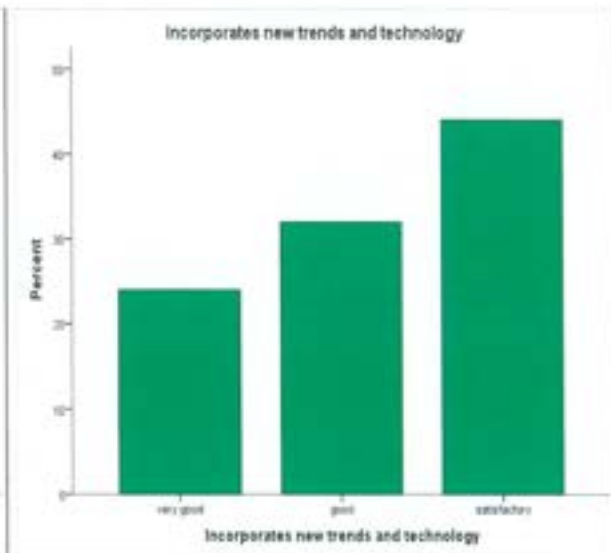
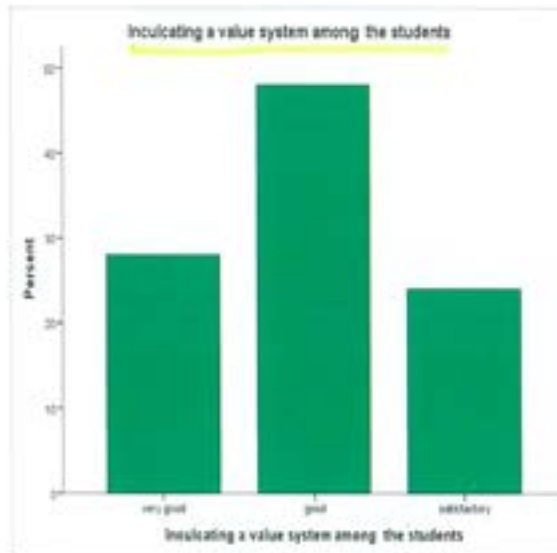
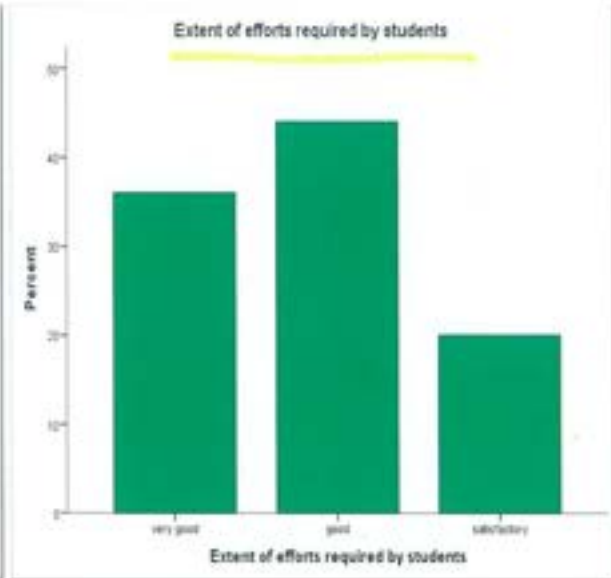
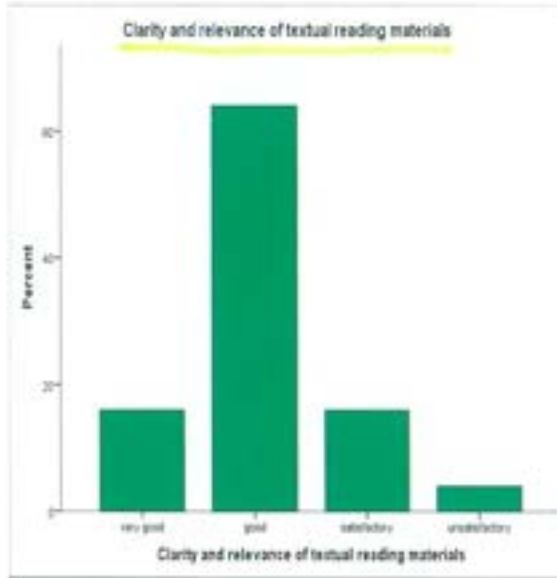
OFFICE OF THE PRINCIPAL
GOVT. COLLEGE FOR WOMEN GANDHI NAGAR JAMMU
(A CONSTITUENT COLLEGE OF CLUSTER UNIVERSITY OF JAMMU)



an



OFFICE OF THE PRINCIPAL
GOVT. COLLEGE FOR WOMEN GANDHI NAGAR JAMMU
(A CONSTITUENT COLLEGE OF CLUSTER UNIVERSITY OF JAMMU)



am



The main findings of the analysis.

1. A notable majority of teachers expressed strong satisfaction with the core content of the curriculum. They consistently emphasized its relevance and alignment with the intended learning objectives.
2. A recurring theme among educators was the desire for more opportunities to infuse practical, real-world applications into the curriculum. They believe this approach can enhance student engagement and foster practical skill development.
3. The data showed a diverse range of teaching method preferences among teachers. Some leaned towards traditional lecture-based approaches, while others championed more interactive and project-based instructional methods.
4. A prevailing concern that emerged was the need for updated teaching resources, encompassing textbooks, materials, and technology tools. This demand stems from the desire to maintain a curriculum that remains current and effective.
5. Some teachers raised concerns about the alignment between assessment methods and the intended learning outcomes. They stressed the importance of fine-tuning assessments to better reflect what students should achieve.
6. Numerous educators expressed a strong appetite for increased opportunities in professional development and training. They believe these opportunities would enable them to implement the curriculum more effectively.
7. Many teachers reported that the curriculum had a positive impact on student engagement and participation. They found that it contributed to a more vibrant and interactive classroom environment.
8. Some educators recommended exploring avenues for interdisciplinary integration within the curriculum. This approach aims to provide students with a more holistic and interconnected educational experience.
9. A subset of teachers voiced a need for greater flexibility within the curriculum. They sought the ability to tailor it to suit the unique needs and interests of their students.
10. Despite the diversity of feedback, the overall sentiment from teachers regarding the curriculum was predominantly positive. This underscores their commitment to continuous improvement and maintaining high standards of education.

These findings, when thoughtfully analysed and acted upon, hold the potential to guide curriculum development and refinement strategies, taking into account the valuable input from teachers



OFFICE OF THE PRINCIPAL
GOVT. COLLEGE FOR WOMEN GANDHI NAGAR JAMMU
(A CONSTITUENT COLLEGE OF CLUSTER UNIVERSITY OF JAMMU)



Report Submission:

For further Discussion and appropriate actions, the details of Analysed Data and suggestions from the teacher's feedback, on curriculum forwarded to the governing body/College Advisory committee.

Co-ordinator Criterion I

Prof Anjali Bhat



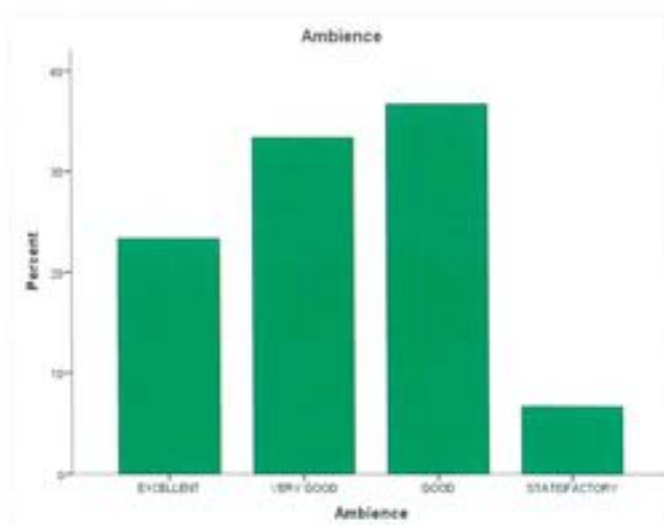
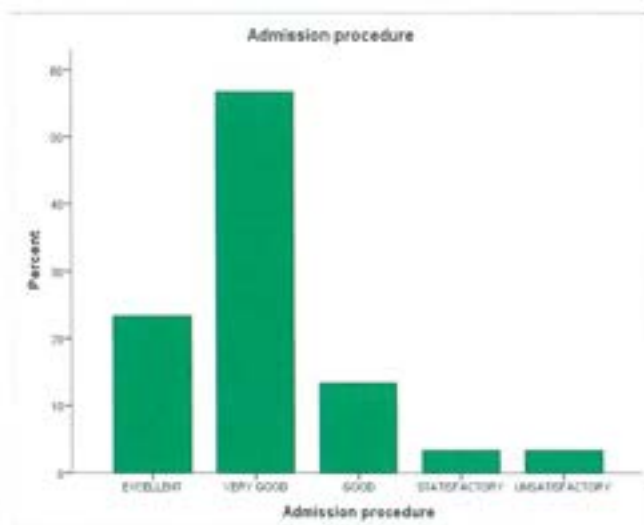


Alumni's Feedback Data Analysis Report for the Session 2019-20.

In our college, we have established a systematic process for collecting valuable feedback from our alumni throughout their degree courses. This feedback primarily focuses on the syllabus and how it is delivered within our institute. We consider this input to be essential in ensuring the quality and effectiveness of our educational programs. To gather this information, we regularly administer surveys and questionnaires to our alumni, giving them the opportunity to express their thoughts, opinions, and concerns about various aspects of the curriculum and teaching methods. These surveys cover a wide range of points and questions related to their academic experiences.

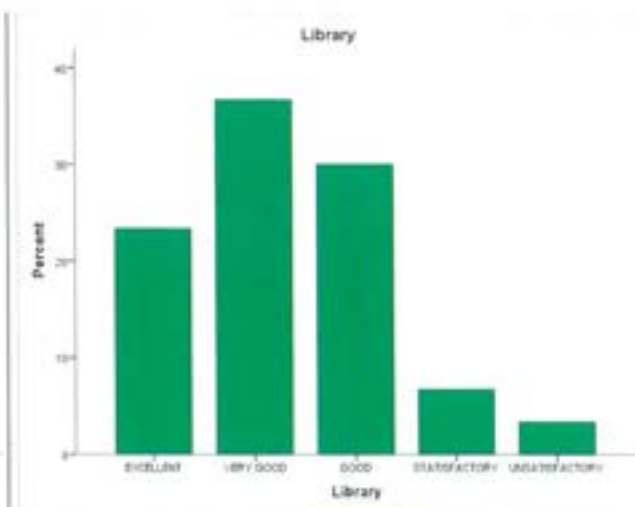
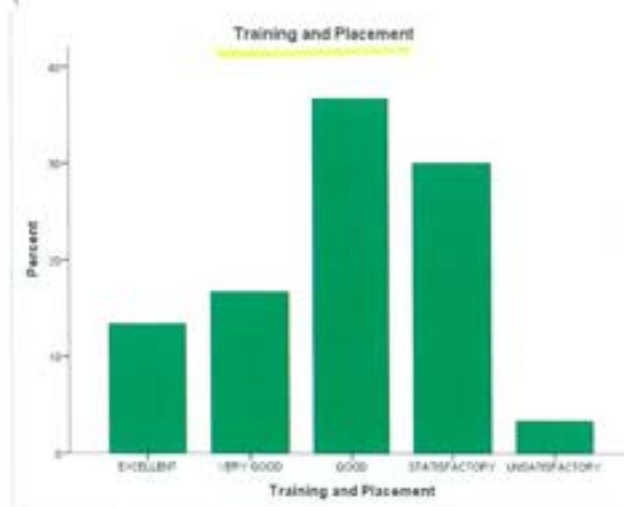
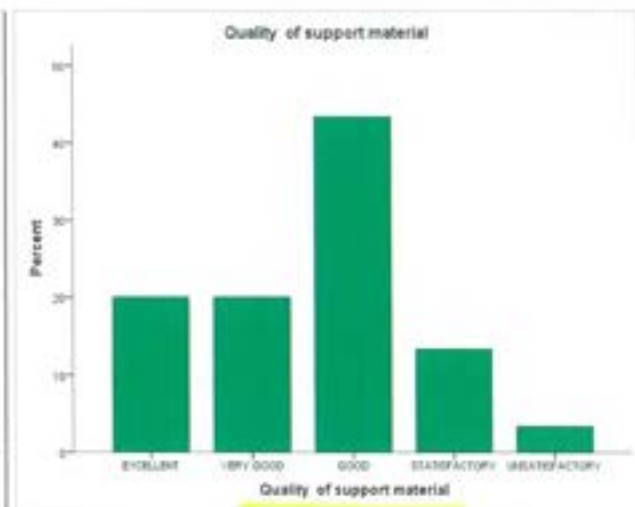
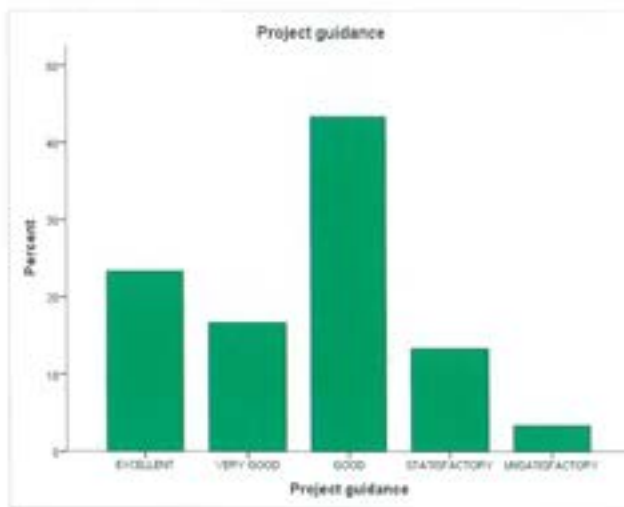
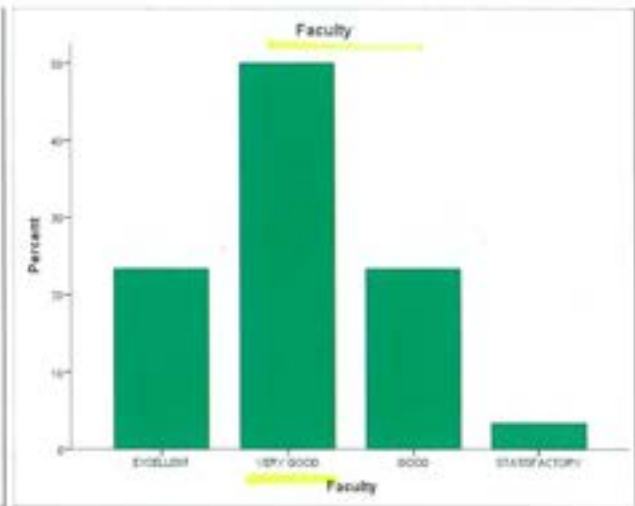
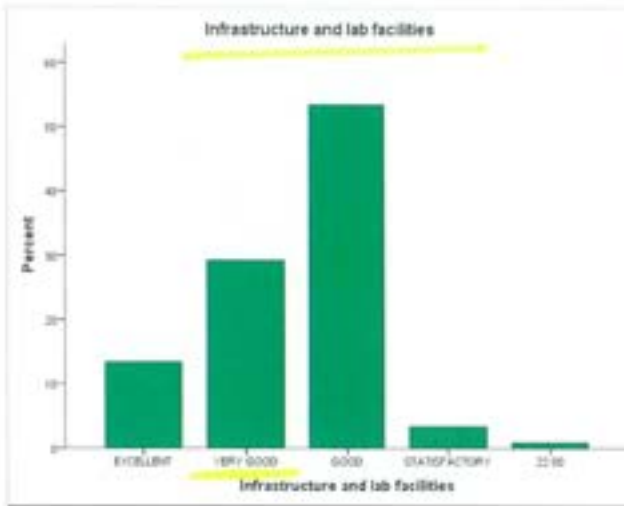
Once we collect this feedback, we employ data visualization techniques such as pie charts and graphs to represent the results in a clear and visually appealing manner. This allows us to analyse the feedback comprehensively and identify trends, strengths, and areas for improvement in our educational offerings. By consistently collecting and analysing student feedback in this way, we aim to continuously enhance the quality of education provided at our institute, ensuring that it aligns with the evolving needs and expectations of our student community.

Bar Chart





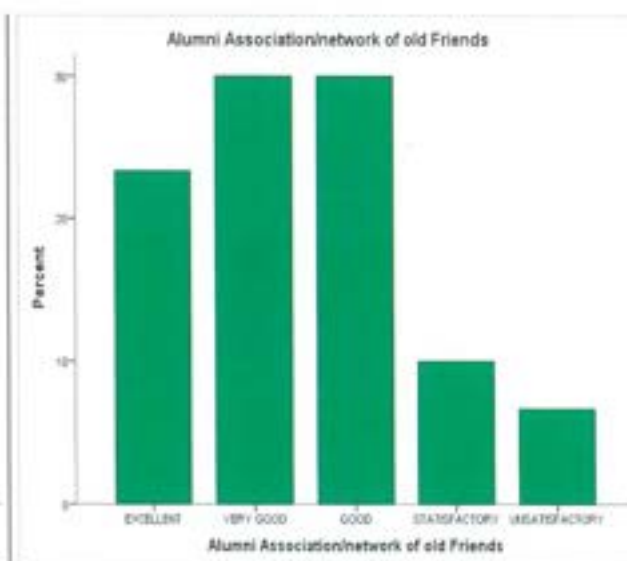
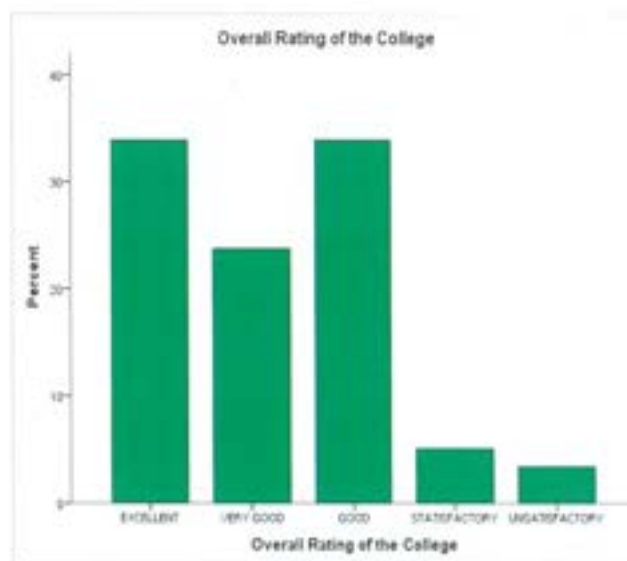
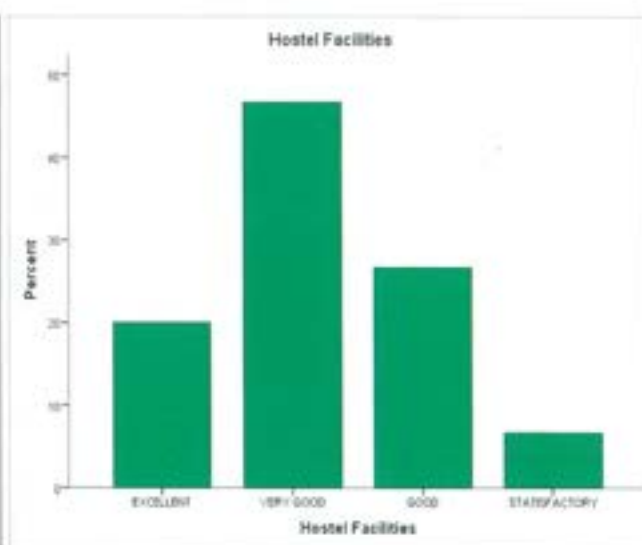
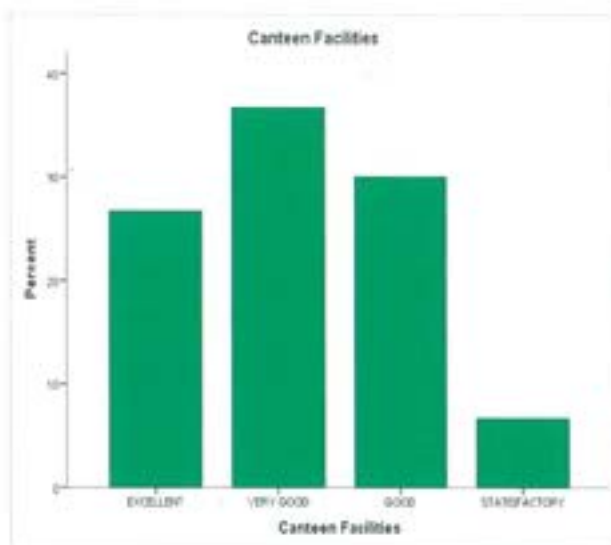
OFFICE OF THE PRINCIPAL
**GOVT. COLLEGE FOR WOMEN GANDHI NAGAR
JAMMU**
(A CONSTITUENT COLLEGE OF CLUSTER UNIVERSITY OF JAMMU)



Handwritten signature



OFFICE OF THE PRINCIPAL
**GOVT. COLLEGE FOR WOMEN GANDHI NAGAR
JAMMU**
(A CONSTITUENT COLLEGE OF CLUSTER UNIVERSITY OF JAMMU)



an



OFFICE OF THE PRINCIPAL
**GOVT. COLLEGE FOR WOMEN GANDHI NAGAR
JAMMU**
(A CONSTITUENT COLLEGE OF CLUSTER UNIVERSITY OF JAMMU)



The main findings of the analysis.

The graphs and charts Interpret trends, patterns, and anomalies. Also following suggestion regarding the curriculum received and compiled as under.

1. Programmes that improve physical abilities stamina for physical work in students. Programmes that improve physical health of girls e.g. defence exercise marathons etc.
2. Build more bath room and maintain hygiene's.
3. New programme with research: topics introducing research: ^{Writing} paper work with experience teachers.
4. Counselling session should be needed.
5. More focused on student grievances.
6. New course like cyber word and sport technology should be introduced.

Report Submission:

For further Discussion and appropriate actions, the details of Analysed Data and suggestions from the student's feedback, on curriculum forwarded to the governing body/College Advisory committee.

Co-ordinator Criterion I

Prof Anjali Bhat



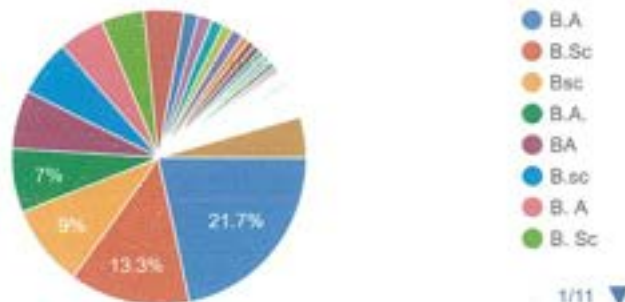


Student's feedback data Analysis for the Session 2020-21

In our college, we have established a systematic process for collecting valuable feedback from our students throughout their degree courses. This feedback primarily focuses on the syllabus and how it is delivered within our institute. We consider this input to be essential in ensuring the quality and effectiveness of our educational programs. To gather this information, we regularly administer surveys and questionnaires to our students, giving them the opportunity to express their thoughts, opinions, and concerns about various aspects of the curriculum and teaching methods. These surveys cover a wide range of points and questions related to their academic experiences.

Once we collect this feedback, we employ data visualization techniques such as pie charts and graphs to represent the results in a clear and visually appealing manner. This allows us to analyse the feedback comprehensively and identify trends, strengths, and areas for improvement in our educational offerings. By consistently collecting and analysing student feedback in this way, we aim to continuously enhance the quality of education provided at our institute, ensuring that it aligns with the evolving needs and expectations of our student community.

Programme (B.A.,B.Sc etc.):
2,705 responses



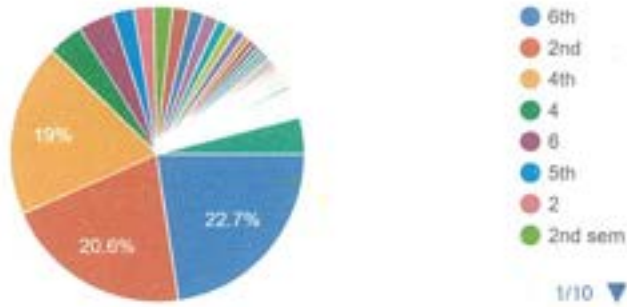
Prof. Rajinder Kumar Arora



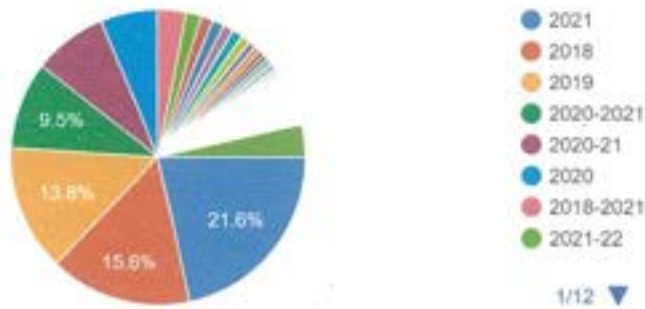
OFFICE OF THE PRINCIPAL
GOVT. COLLEGE FOR WOMEN GANDHI NAGAR
JAMMU
(A CONSTITUENT COLLEGE OF CLUSTER UNIVERSITY OF JAMMU)



Present Semester:
2,705 responses



Session:
2,702 responses

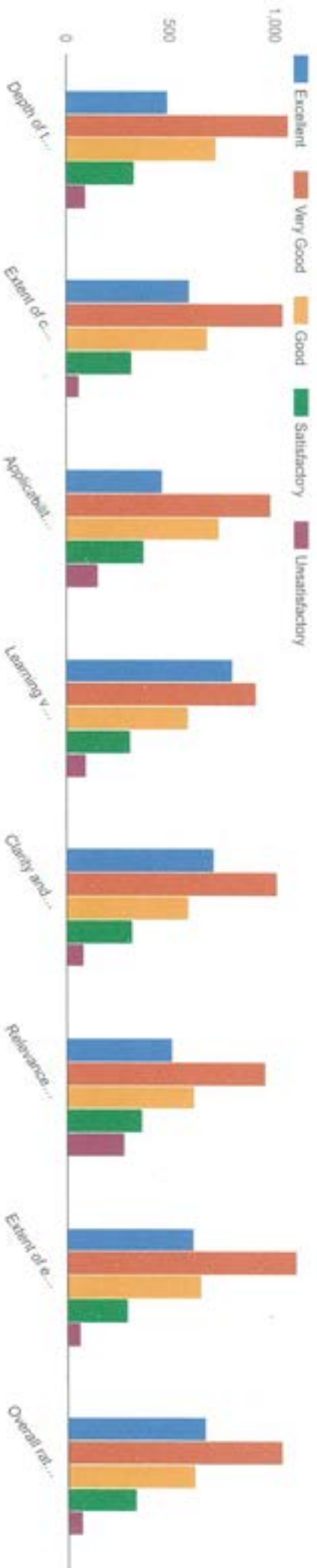




OFFICE OF THE PRINCIPAL
**GOVT. COLLEGE FOR WOMEN GANDHI NAGAR
JAMMU**
(A CONSTITUENT COLLEGE OF CLUSTER UNIVERSITY OF JAMMU)



Students are required to rate the courses on the following 3 attributes. The format given is for one course. Do the same for other courses on separate page.



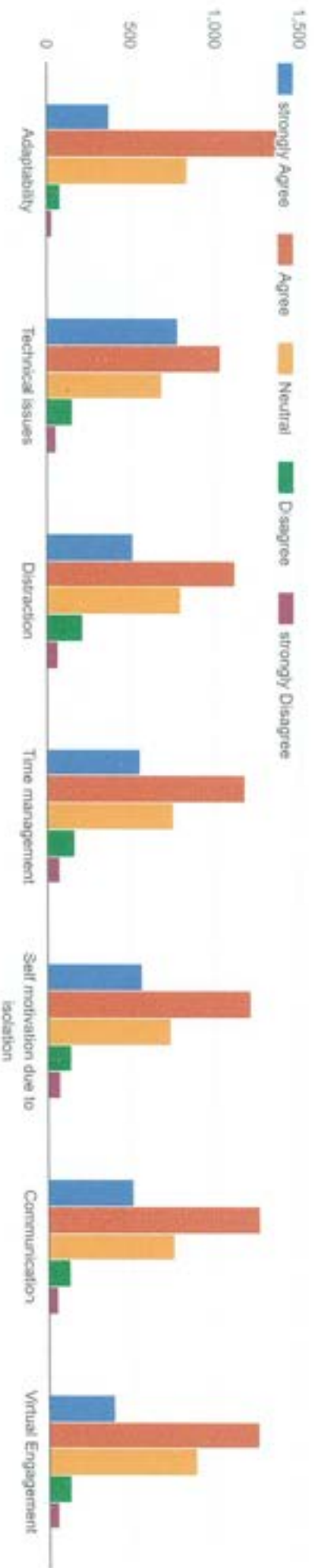
amr



OFFICE OF THE PRINCIPAL
**GOVT. COLLEGE FOR WOMEN GANDHI NAGAR
JAMMU**
(A CONSTITUENT COLLEGE OF CLUSTER UNIVERSITY OF JAMMU)



Online learning challenges during pandemic



Handwritten signature

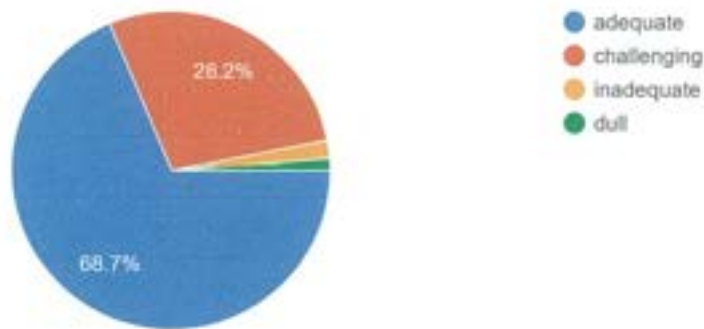


OFFICE OF THE PRINCIPAL
**GOVT. COLLEGE FOR WOMEN GANDHI NAGAR
JAMMU**
(A CONSTITUENT COLLEGE OF CLUSTER UNIVERSITY OF JAMMU)



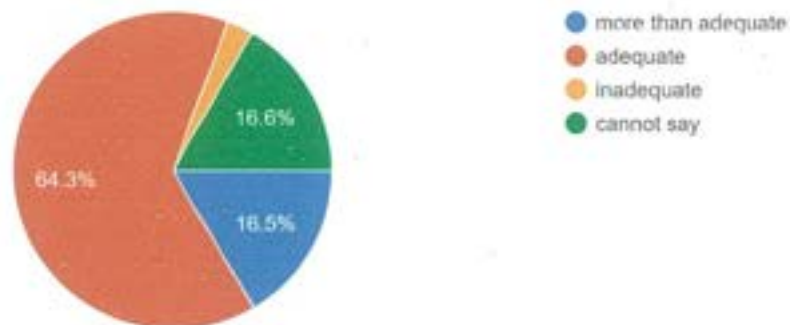
The syllabus of each course was

2,705 responses



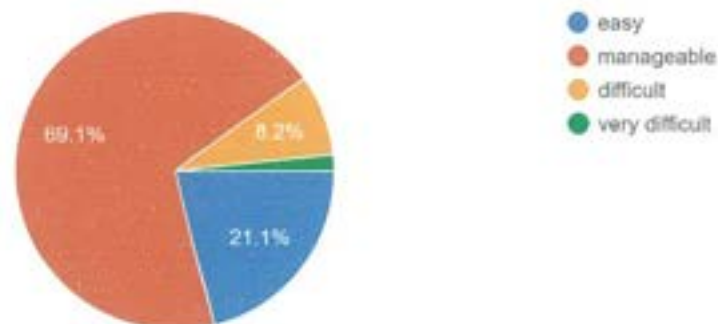
Background for benefiting from the course was

2,705 responses



Was the course easy or difficult to understand?

2,705 responses



am

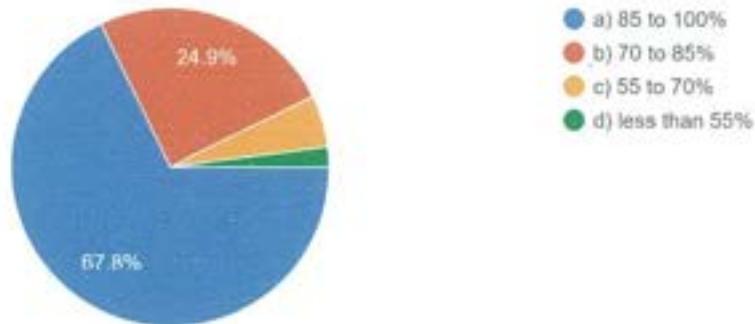


OFFICE OF THE PRINCIPAL
GOVT. COLLEGE FOR WOMEN GANDHI NAGAR
JAMMU
(A CONSTITUENT COLLEGE OF CLUSTER UNIVERSITY OF JAMMU)



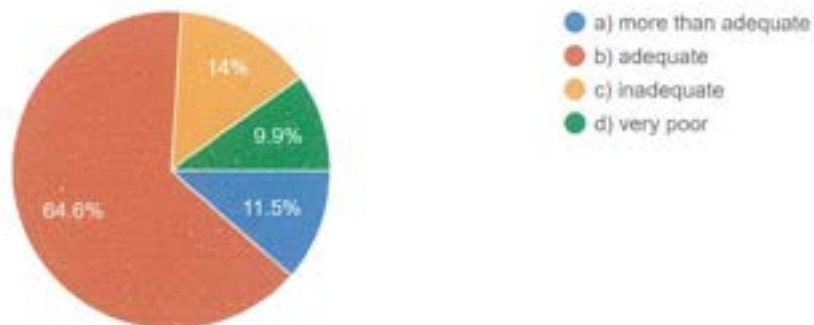
How much of the syllabus was covered in the class?

2,705 responses



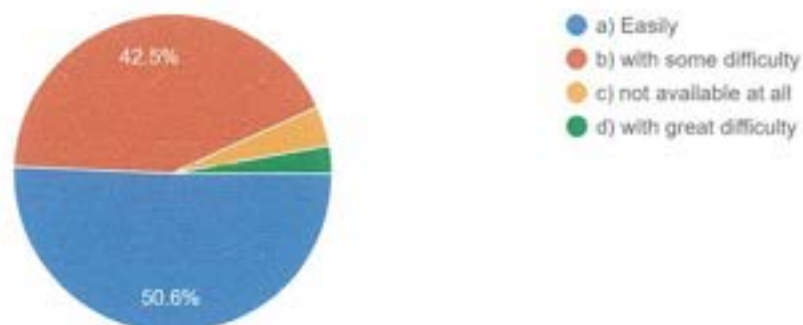
What is your opinion about the library material and facilities for the course?

2,705 responses



To what extent were you able to get material for the prescribed readings?

2,705 responses



me



OFFICE OF THE PRINCIPAL
GOVT. COLLEGE FOR WOMEN GANDHI NAGAR JAMMU
(A CONSTITUENT COLLEGE OF CLUSTER UNIVERSITY OF JAMMU)

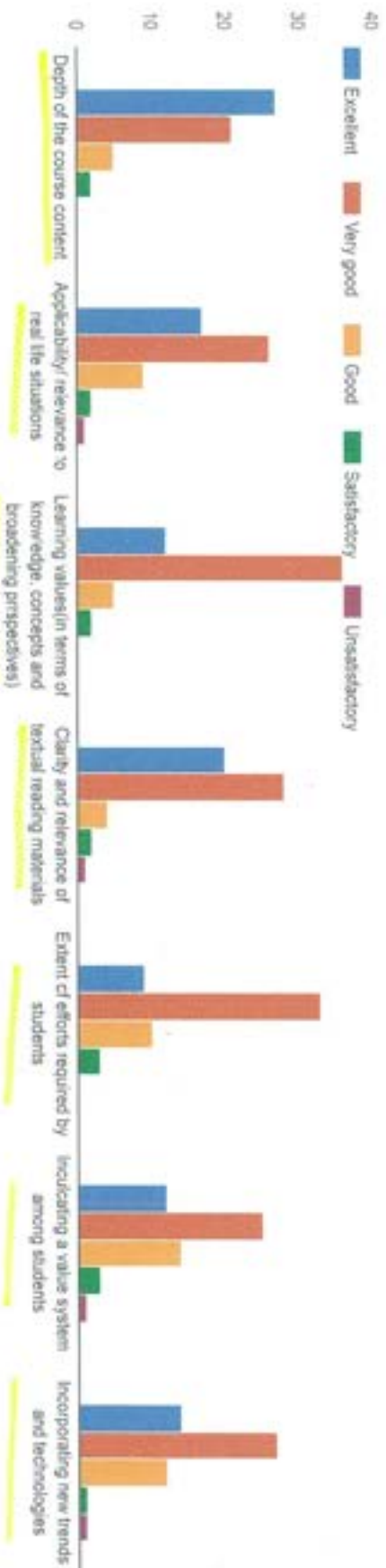


Teacher's Feedback Data Analysis Report for the Session 2020-2021.

In our college, we have established a systematic process for collecting valuable feedback from our teachers throughout their degree courses. This feedback primarily focuses on the syllabus and how it is delivered within our institute. We consider this input to be essential in ensuring the quality and effectiveness of our educational programs. To gather this information, we regularly administer surveys and questionnaires to our teachers, giving them the opportunity to express their thoughts, opinions, and concerns about various aspects of the curriculum and teaching methods. These surveys cover a wide range of points and questions related to their academic experiences.

Once we collect this feedback, we employ data visualization techniques such as pie charts and graphs to represent the results in a clear and visually appealing manner. This allows us to analyse the feedback comprehensively and identify trends, strengths, and areas for improvement in our educational offerings. By consistently collecting and analysing student feedback in this way, we aim to continuously enhance the quality of education provided at our institute, ensuring that it aligns with the evolving needs and expectations of our student community.

Answer these parameters as excellent, very good, good, satisfactory, or unsatisfactory



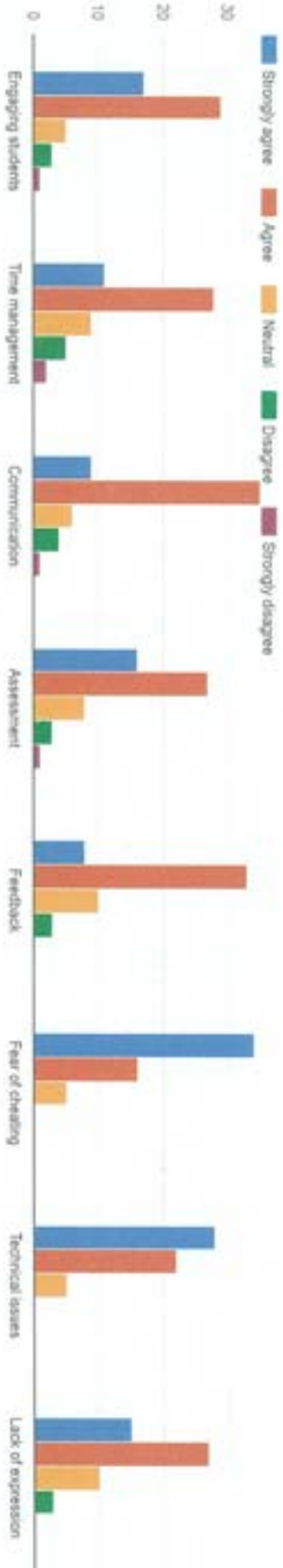
ans
42



OFFICE OF THE PRINCIPAL
GOVT. COLLEGE FOR WOMEN GANDHI NAGAR JAMMU
(A CONSTITUENT COLLEGE OF CLUSTER UNIVERSITY OF JAMMU)



ONLINE TEACHING CHALLENGES DURING PANDEMIC



only



The main findings of the analysis.

The graphs and charts Interpret trends, patterns, and anomalies. College has received online feedback from different stake holders through google form. After properly analysing the feedback, the suggestions that were duly considered are as under:

1. Examination related suggestions
2. Fee structure and college timing
3. Infrastructure
 - i. Development of Smart class room
 - ii. Common room and washroom
 - iii. Improvement in library
 - iv. Installation of fan in class rooms.
 - v. Sitting arrangement in college premises
 - vi. Drinking Water arrangement
4. Curricular and extra-curricular activities related issues.
5. Career based counselling.
6. Suggestion regarding financial support to the poor student
7. Suggestion regarding improvement of skill, vocational and P.G courses.
8. Field visit and online teaching.

Report Submission:

For further Discussion and appropriate actions, the details of Analysed Data and suggestions from the student's feedback, on curriculum forwarded to the governing body/College Advisory committee.

Co-ordinator Criterion I


Prof Anjali Bhat





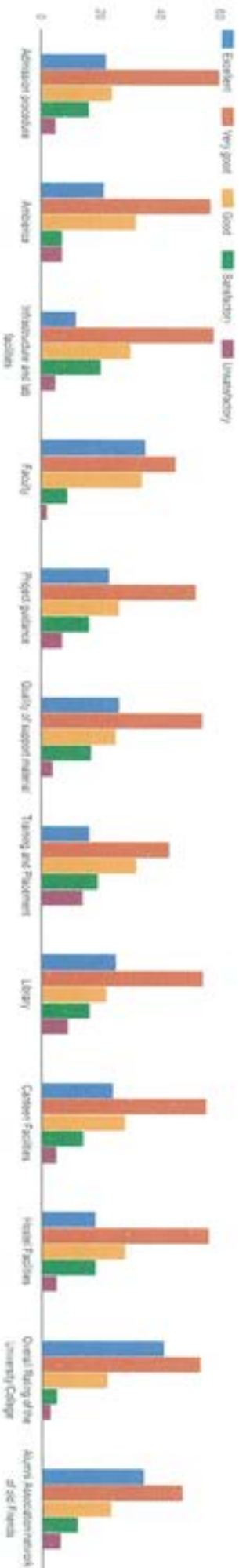
OFFICE OF THE PRINCIPAL
GOVT. COLLEGE FOR WOMEN GANDHII NAGAR JAMMU
(A CONSTITUENT COLLEGE OF CLUSTER UNIVERSITY OF JAMMU)



Alumni's Feedback Data Analysis Report for the Session 2020-2021.

Our College collects feedback for the curriculum and its transaction in the institute on regular basis from the alumni during their degree course. Data on alumni feedback has been plotted for all the relevant Points/Questions for analysis with the help of Pie-chart/Graph and is shown as under:

Dear Alumni/Please give your overall academic assessment of the Department/University and rate us on the following criteria: Excellent, Very Good, Good, Satisfactory, Unsatisfactory

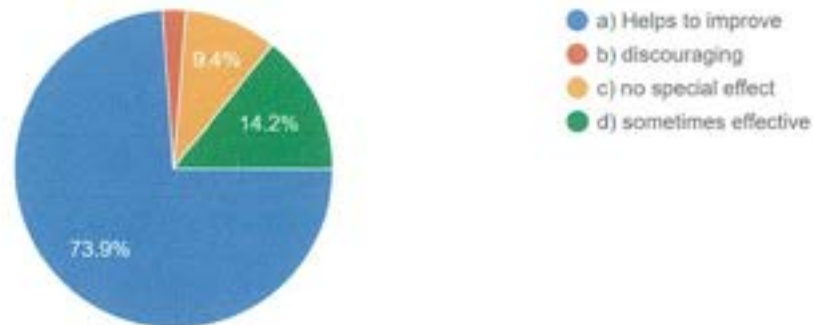


Amr



What effect do you think the internal assessment will have on your course grade?

2,705 responses



The main findings of the analysis.

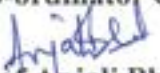
The graphs and charts Interpret trends, patterns, and anomalies. Also following suggestion regarding the curriculum received and compiled as under.

1. Examination related suggestions
2. Fee structure and college timing
3. Infrastructure
 - i. Development of Smart class room
 - ii. Common room and washroom
 - iii. Improvement in library
 - iv. Installation of fan in class rooms.
 - v. Sitting arrangement in college premises
 - vi. Drinking Water arrangement
4. Curricular and extra-curricular activities related issues.
5. Career based counselling.
6. Suggestion regarding financial support to the poor student.
7. Suggestion regarding improvement of skill, vocational and P.G courses.
8. Field visit and online teaching.

Report Submission:

For further Discussion and appropriate actions, the details of Analysed Data and suggestions from the student's feedback, on curriculum forwarded to the governing body/College Advisory committee.

Co-ordinator Criterion I


Prof Anjali Bhat



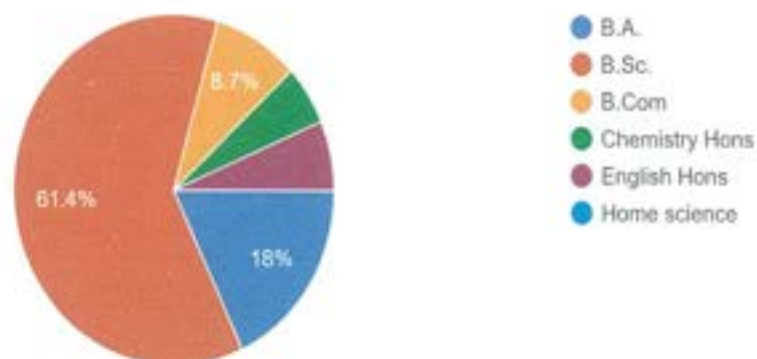
Student's feedback data Analysis for the Session 2021-22

In our college, we have established a systematic process for collecting valuable feedback from our students throughout their degree courses. This feedback primarily focuses on the syllabus and how it is delivered within our institute. We consider this input to be essential in ensuring the quality and effectiveness of our educational programs. To gather this information, we regularly administer surveys and questionnaires to our students, giving them the opportunity to express their thoughts, opinions, and concerns about various aspects of the curriculum and teaching methods. These surveys cover a wide range of points and questions related to their academic experiences.

Once we collect this feedback, we employ data visualization techniques such as pie charts and graphs to represent the results in a clear and visually appealing manner. This allows us to analyse the feedback comprehensively and identify trends, strengths, and areas for improvement in our educational offerings. By consistently collecting and analysing student feedback in this way, we aim to continuously enhance the quality of education provided at our institute, ensuring that it aligns with the evolving needs and expectations of our student community.

Programme (B.A.,B.Sc etc.):

748 responses



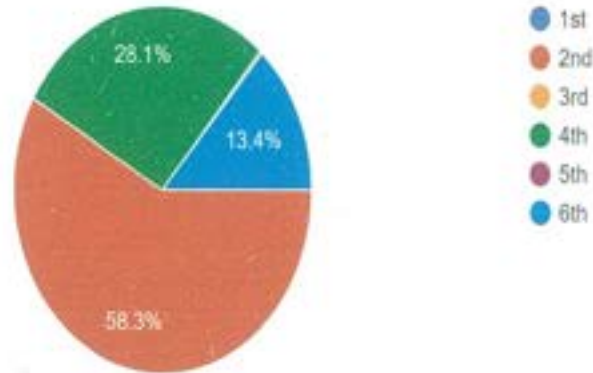


OFFICE OF THE PRINCIPAL
**GOVT. COLLEGE FOR WOMEN GANDHI NAGAR
JAMMU**
(A CONSTITUENT COLLEGE OF CLUSTER UNIVERSITY OF JAMMU)



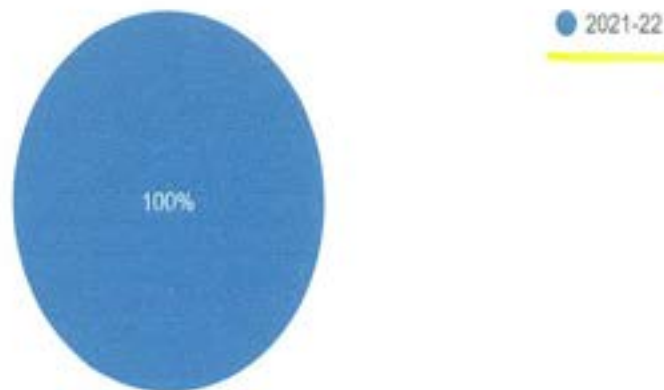
Present Semester:

748 responses



Session:

748 responses



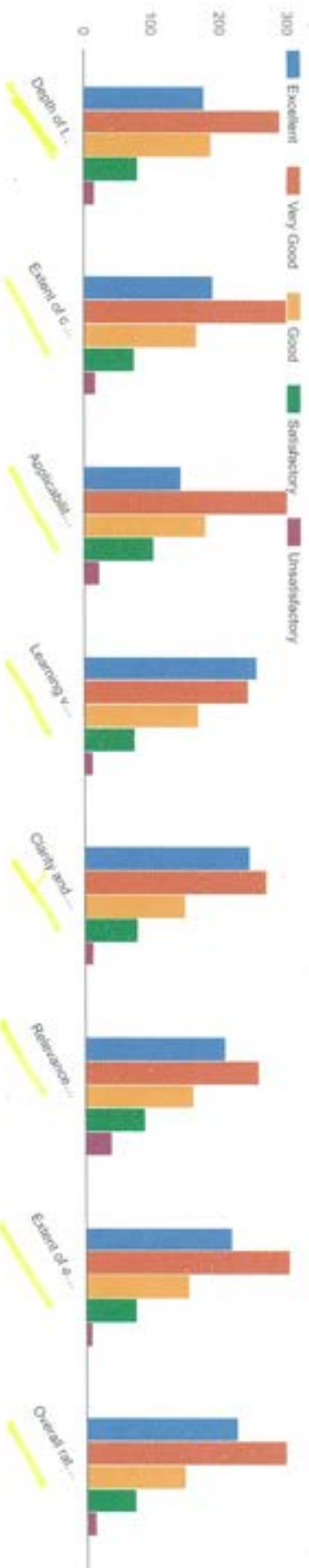
Om



OFFICE OF THE PRINCIPAL
GOVT. COLLEGE FOR WOMEN GANDHI NAGAR
JAMMU
(A CONSTITUENT COLLEGE OF CLUSTER UNIVERSITY OF JAMMU)



Students are required to rate the courses on the following attributes. The format given is for one course. Do the same for other courses on separate page.



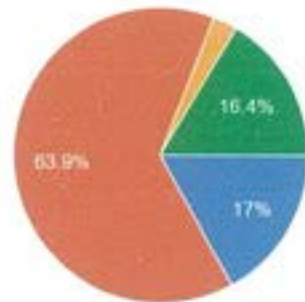
Overall



OFFICE OF THE PRINCIPAL
**GOVT. COLLEGE FOR WOMEN GANDHI NAGAR
JAMMU**
(A CONSTITUENT COLLEGE OF CLUSTER UNIVERSITY OF JAMMU)

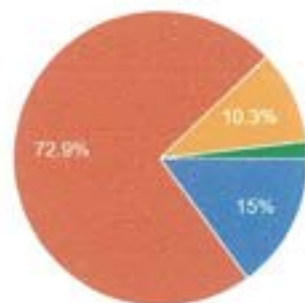


Background for benefiting from the course was
748 responses



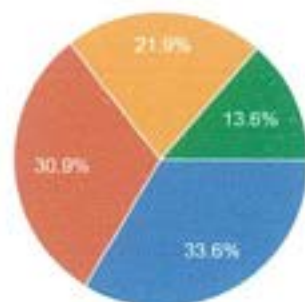
- more than adequate
- adequate
- inadequate
- cannot say

Was the course easy or difficult to understand?
748 responses



- easy
- manageable
- difficult
- very difficult

How much of the syllabus was covered in the class?
748 responses



- a) 85 to 100%
- b) 70 to 85%
- c) 55 to 70%
- d) less than 55%

anyu

So.

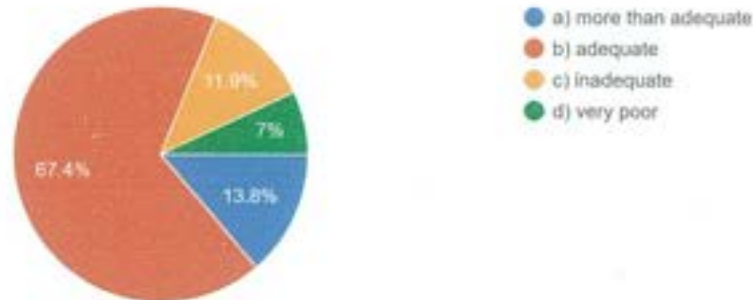


OFFICE OF THE PRINCIPAL
**GOVT. COLLEGE FOR WOMEN GANDHI NAGAR
JAMMU**
(A CONSTITUENT COLLEGE OF CLUSTER UNIVERSITY OF JAMMU)



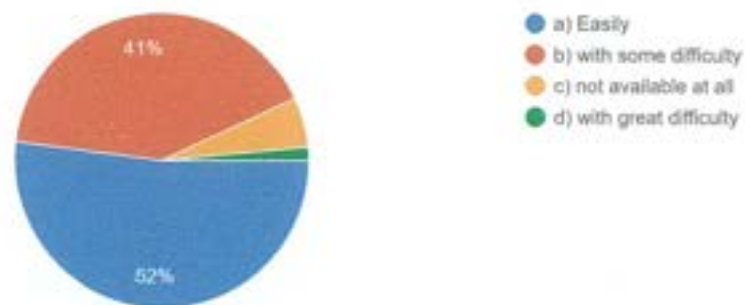
What is your opinion about the library material and facilities for the course?

748 responses



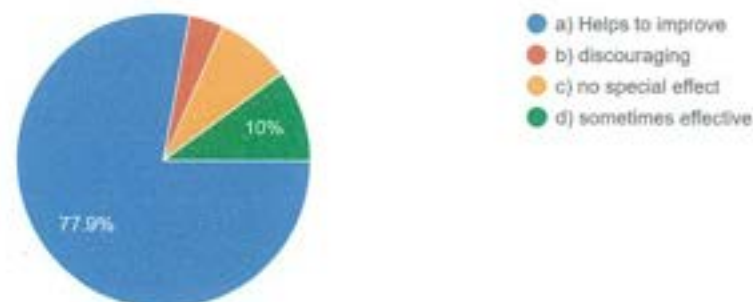
To what extent were you able to get material for the prescribed readings?

748 responses



What effect do you think the internal assessment will have on your course grade?

748 responses



Amrta



The main findings of the analysis.

The graphs and charts Interpret trends, patterns, and anomalies. College has received online feedback from different stake holders through google form. After properly analysing the feedback, the suggestions that were duly considered are as under:

1. That the library is not equipped with sufficient relevant material.
2. Inclusion of 1st and 2nd unit in the minor Exam instead of unit 1st only.
3. Syllabus should be more practical oriented rather than theoretical.

Report Submission:

For further Discussion and appropriate actions, the details of Analysed Data and suggestions from the student's feedback, on curriculum forwarded to the governing body/College Advisory committee.

Co-ordinator Criterion I


Prof Anjali Bhat





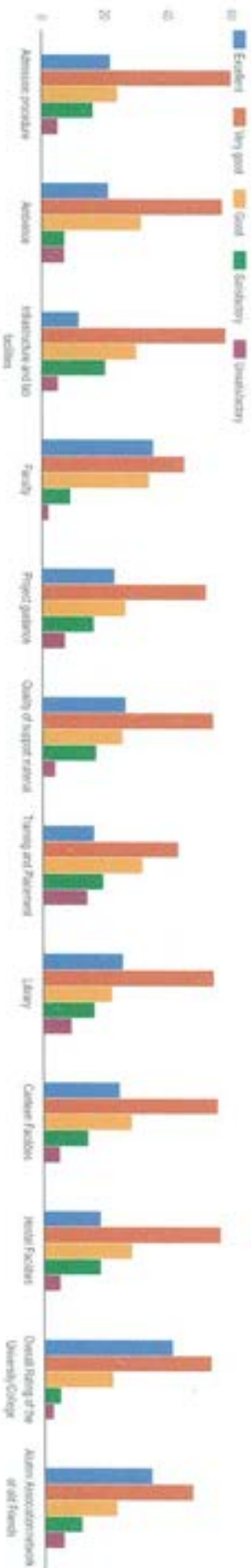
OFFICE OF THE PRINCIPAL
GOVT. COLLEGE FOR WOMEN GANDHI NAGAR JAMMU
 (A CONSTITUENT COLLEGE OF CLUSTER UNIVERSITY OF JAMMU)



Alumni's Feedback Data Analysis Report for the Session 2021-2022.

Our College collects feedback for the curriculum and its transaction in the institute on regular basis from the alumni during their degree course. Data on alumni feedback has been plotted for all the relevant Points/Questions for analysis with the help of Pie-chart/Graph and is shown as under:

Dear Alumni/Please give your overall academic assessment of the Department /University and rate us on the following criteria: Excellent, Very Good, Good, Satisfactory, Unsatisfactory



Amn



The main findings of the analysis.

The graphs and charts Interpret trends, patterns, and anomalies. College has received online feedback from different Stake holders through Google form. After properly analysing the feedback, the suggestions that were duly considered are as under:

1. That the library is not equipped with sufficient relevant material.
2. Inclusion of 1st and 2nd unit in the minor Exam instead of unit 1st only.
3. Syllabus should be more practical oriented rather than theoretical.

Report Submission:

For further Discussion and appropriate actions, the details of Analysed Data and suggestions from the student's feedback, on curriculum forwarded to the governing body/College Advisory committee.

Co-ordinator Criterion I


Prof Anjali Bhat





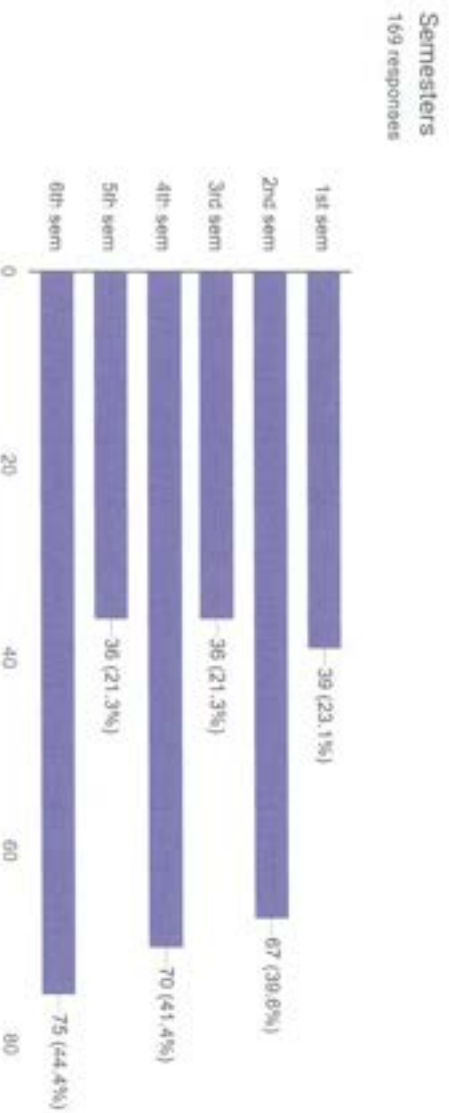
OFFICE OF THE PRINCIPAL
GOVT. COLLEGE FOR WOMEN GANDHIGRAM JAMMU
(A CONSTITUENT COLLEGE OF CLUSTER UNIVERSITY OF JAMMU)



Teacher's Feedback Data Analysis Report for the Session 2021-2022.

In our college, we have established a systematic process for collecting valuable feedback from our teachers throughout their degree courses. This feedback primarily focuses on the syllabus and how it is delivered within our institute. We consider this input to be essential in ensuring the quality and effectiveness of our educational programs. To gather this information, we regularly administer surveys and questionnaires to our teachers, giving them the opportunity to express their thoughts, opinions, and concerns about various aspects of the curriculum and teaching methods. These surveys cover a wide range of points and questions related to their academic experiences.

Once we collect this feedback, we employ data visualization techniques such as pie charts and graphs to represent the results in a clear and visually appealing manner. This allows us to analyse the feedback comprehensively and identify trends, strengths, and areas for improvement in our educational offerings. By consistently collecting and analysing student feedback in this way, we aim to continuously enhance the quality of education provided at our institute, ensuring that it aligns with the evolving needs and expectations of our student community.



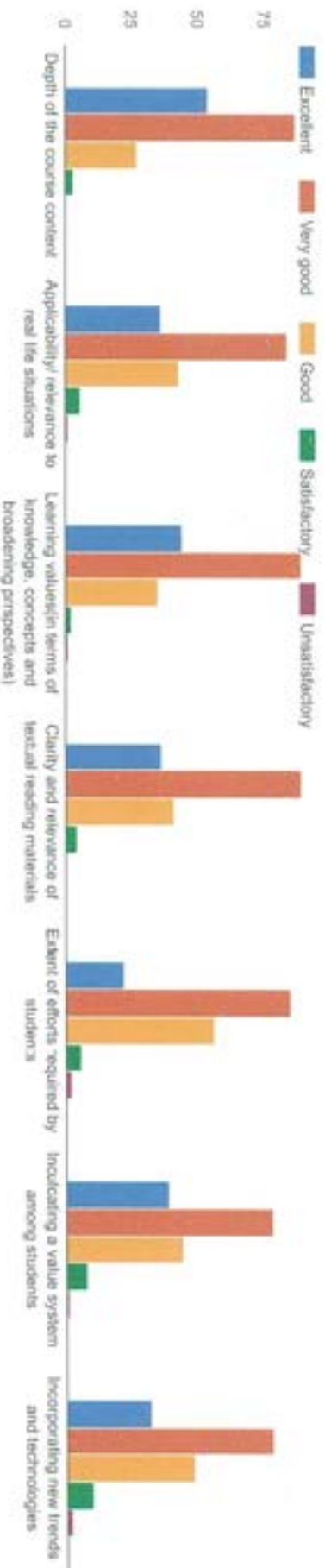
Amrta



OFFICE OF THE PRINCIPAL
GOVT. COLLEGE FOR WOMEN GANDHI NAGAR JAMMU
 (A CONSTITUENT COLLEGE OF CLUSTER UNIVERSITY OF JAMMU)



Answer these parameters as excellent, very good, good, satisfactory, or unsatisfactory



Om



OFFICE OF THE PRINCIPAL
GOVT. COLLEGE FOR WOMEN GANDHI NAGAR JAMMU
(A CONSTITUENT COLLEGE OF CLUSTER UNIVERSITY OF JAMMU)



The main findings of the analysis.

The graphs and charts Interpret trends, patterns, and anomalies. College has received online feedback from different stake holders through google form. After properly analysing the feedback, the suggestions that were duly considered are as under:

1. That the library is not equipped with sufficient relevant material.
2. Inclusion of 1st and 2nd unit in the minor Exam instead of unit 1st only.
3. Syllabus should be more practical oriented rather than theoretical.

Report Submission:

For further Discussion and appropriate actions, the details of Analysed Data and suggestions from the student's feedback, on curriculum forwarded to the governing body/College Advisory committee.

Co-ordinator Criterion I

Anjali Bhat
Prof Anjali Bhat



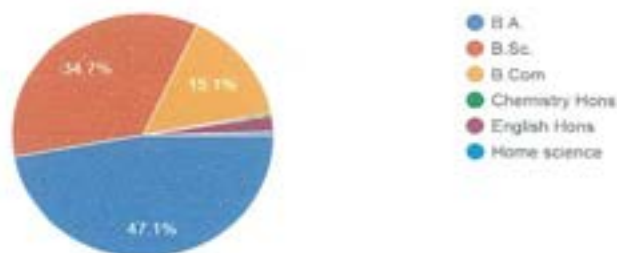


Student's Feedback Data Analysis Report for the Session 2022-23.

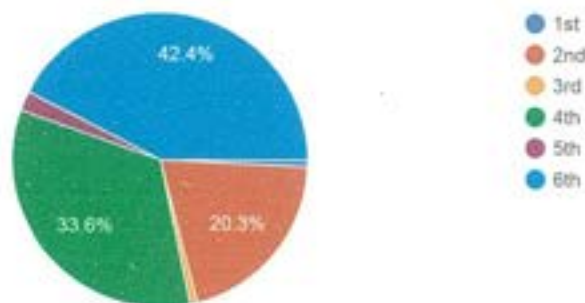
In our college, we have established a systematic process for collecting valuable feedback from our students throughout their degree courses. This feedback primarily focuses on the syllabus and how it is delivered within our institute. We consider this input to be essential in ensuring the quality and effectiveness of our educational programs. To gather this information, we regularly administer surveys and questionnaires to our students, giving them the opportunity to express their thoughts, opinions, and concerns about various aspects of the curriculum and teaching methods. These surveys cover a wide range of points and questions related to their academic experiences.

Once we collect this feedback, we employ data visualization techniques such as pie charts and graphs to represent the results in a clear and visually appealing manner. This allows us to analyse the feedback comprehensively and identify trends, strengths, and areas for improvement in our educational offerings. By consistently collecting and analysing student feedback in this way, we aim to continuously enhance the quality of education provided at our institute, ensuring that it aligns with the evolving needs and expectations of our student community.

Programme (B.A.,B.Sc etc.):
976 responses



Present Semester:
976 responses



Prof. Rajinder Kumar

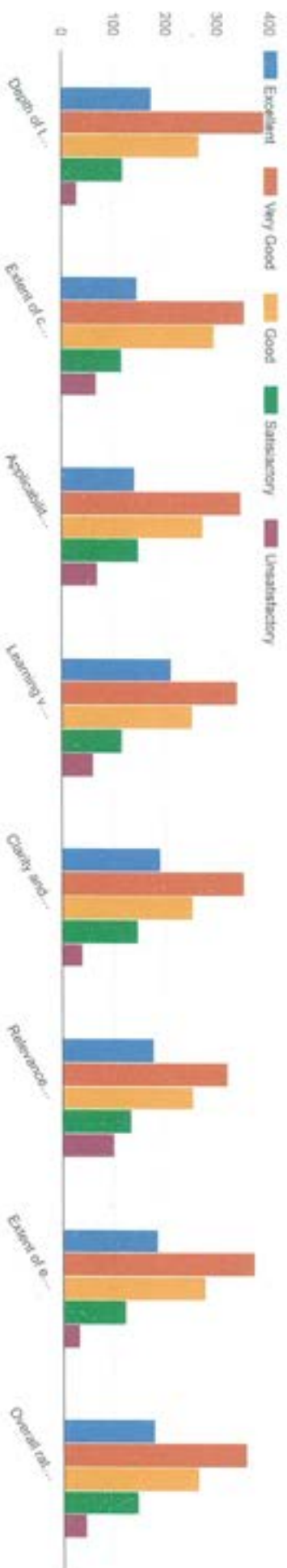


OFFICE OF THE PRINCIPAL
GOVT. COLLEGE FOR WOMEN GANDHI NAGAR JAMMU
(A CONSTITUENT COLLEGE OF CLUSTER UNIVERSITY OF JAMMU)



Feedback analysis for the year 2022-23

Students are required to rate the courses on the following attributes.



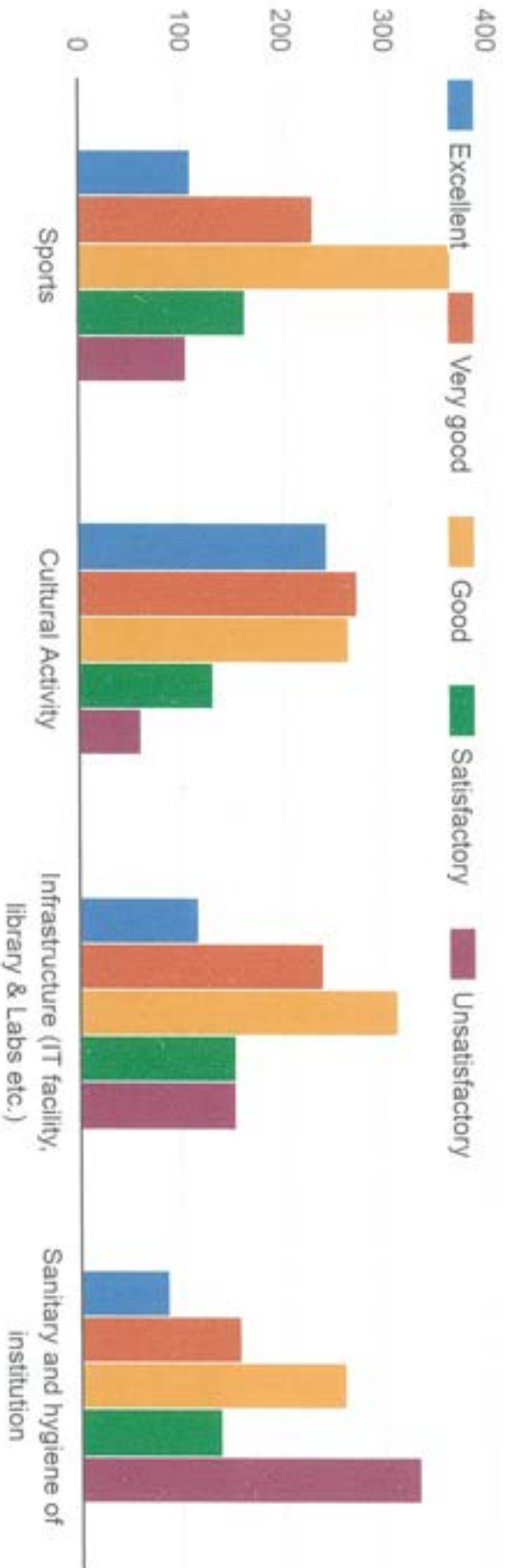
Signature



OFFICE OF THE PRINCIPAL
GOVT. COLLEGE FOR WOMEN GANDHI NAGAR JAMMU
(A CONSTITUENT COLLEGE OF CLUSTER UNIVERSITY OF JAMMU)



Students are required to rate the General Ambience of college on the following attributes.



Signature



The main findings of the analysis.

The graphs and charts Interpret trends, patterns, and anomalies. Also following suggestion regarding the curriculum received and compiled as under.

1. Infrastructure development.
 - a. Insufficient Space to Sit.
 - b. Broken Desks in Classrooms.
2. Cleanliness and Hygiene Related
3. Unhealthy Canteen Food
4. Need more improvement in sanitation.
5. Timing of the class should be early and ne break is fine, so the students who come from faraway places reach home on time and have time for themselves as well.
6. Laboratory improvement is required.
7. Less Gap between Exam Dates and Notifications
8. Fan Related Issues
9. Give advance notice related to classes.
10. Cleanliness of water.
11. Repair the class with proper maintenance.

Report Submission:

For further Discussion and appropriate actions, the details of Analysed Data and suggestions from the student's feedback, on curriculum forwarded to the governing body/College Advisory committee.

Co-ordinator Criterion I


Prof Anjali Bhat





OFFICE OF THE PRINCIPAL
GOVT. COLLEGE FOR WOMEN GANDHI NAGAR JAMMU
 (A CONSTITUENT COLLEGE OF CLUSTER UNIVERSITY OF JAMMU)

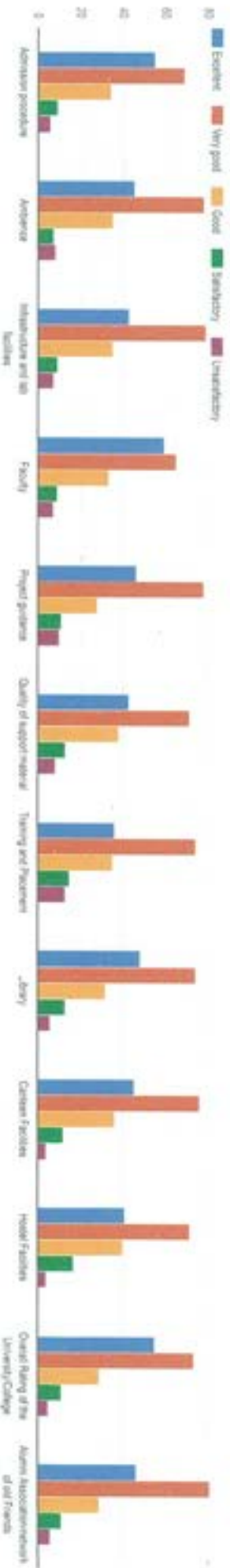


Alumni's Feedback Data Analysis Report for the Session 2022-23.

In our college, we have established a systematic process for collecting valuable feedback from our alumni throughout their degree courses. This feedback primarily focuses on the syllabus and how it is delivered within our institute. We consider this input to be essential in ensuring the quality and effectiveness of our educational programs. To gather this information, we regularly administer surveys and questionnaires to our alumni, giving them the opportunity to express their thoughts, opinions, and concerns about various aspects of the curriculum and teaching methods. These surveys cover a wide range of points and questions related to their academic experiences.

Once we collect this feedback, we employ data visualization techniques such as pie charts and graphs to represent the results in a clear and visually appealing manner. This allows us to analyse the feedback comprehensively and identify trends, strengths, and areas for improvement in our educational offerings. By consistently collecting and analysing student feedback in this way, we aim to continuously enhance the quality of education provided at our institute, ensuring that it aligns with the evolving needs and expectations of our student community.

Dear Alumni, Please give your overall academic assessment of the Department, University and rate us on the following criteria: Excellent, Very Good, Good, Satisfactory, Unsatisfactory



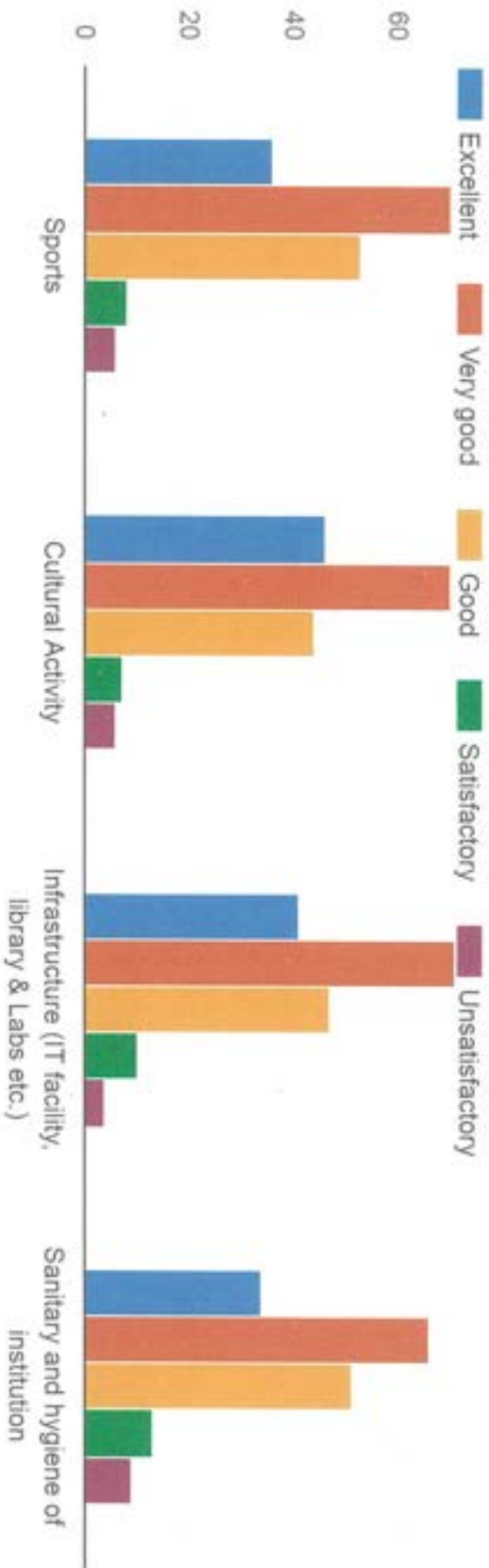
Principal



OFFICE OF THE PRINCIPAL
GOVT. COLLEGE FOR WOMEN GANDHI NAGAR JAMMU
(A CONSTITUENT COLLEGE OF CLUSTER UNIVERSITY OF JAMMU)



Alumni are required to rate the General Ambience of college on the following attributes.



Om



The main findings of the analysis.

The graphs and charts Interpret trends, patterns, and anomalies. College has received online feedback from different Stake holders through Google form. After properly analysing the feedback, the suggestions that were duly considered are as under:

1. Improvement in overall hostel facilities.
2. Water related issues.
3. Electricity-related issues.
4. Ensuring a safe and comfortable living environment for the residents.
5. Visibility and safety related issues.
6. Provide cricket coaching programs.
7. Maintain college gym.
8. Recommendation for night library in the hostel.

Report Submission:

For further Discussion and appropriate actions, the details of Analysed Data and suggestions from the student's feedback, on curriculum forwarded to the governing body/College Advisory committee.

Co-ordinator Criterion I


Prof Anjali Bhat





OFFICE OF THE PRINCIPAL
GOVT. COLLEGE FOR WOMEN GANDHI NAGAR JAMMU
 (A CONSTITUENT COLLEGE OF CLUSTER UNIVERSITY OF JAMMU)

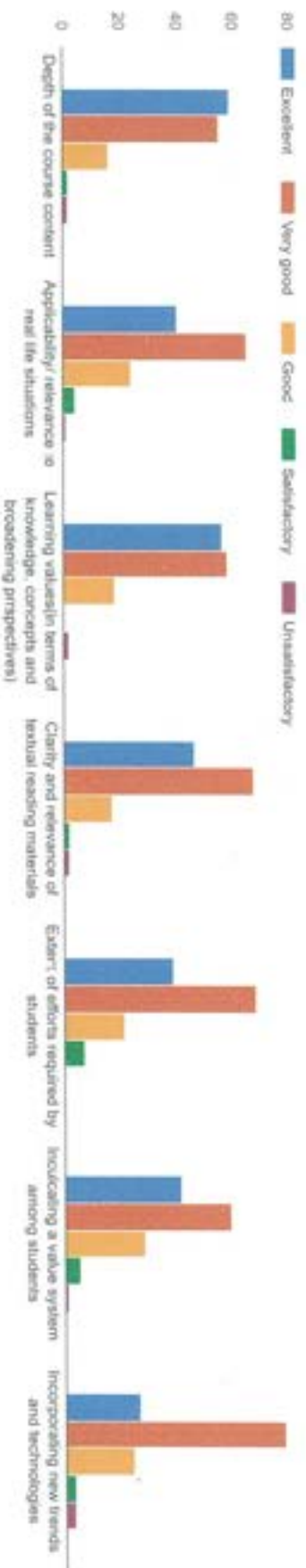


Teacher's Feedback Data Analysis Report for the Session 2022-2023.

In our college, we have established a systematic process for collecting valuable feedback from our teachers throughout their degree courses. This feedback primarily focuses on the syllabus and how it is delivered within our institute. We consider this input to be essential in ensuring the quality and effectiveness of our educational programs. To gather this information, we regularly administer surveys and questionnaires to our teachers, giving them the opportunity to express their thoughts, opinions, and concerns about various aspects of the curriculum and teaching methods. These surveys cover a wide range of points and questions related to their academic experiences.

Once we collect this feedback, we employ data visualization techniques such as pie charts and graphs to represent the results in a clear and visually appealing manner. This allows us to analyse the feedback comprehensively and identify trends, strengths, and areas for improvement in our educational offerings. By consistently collecting and analysing teacher's feedback in this way, we aim to continuously enhance the quality of education provided at our institute, ensuring that it aligns with the evolving needs and expectations of our student community.

Answer these parameters as excellent, very good, good, satisfactory, or unsatisfactory

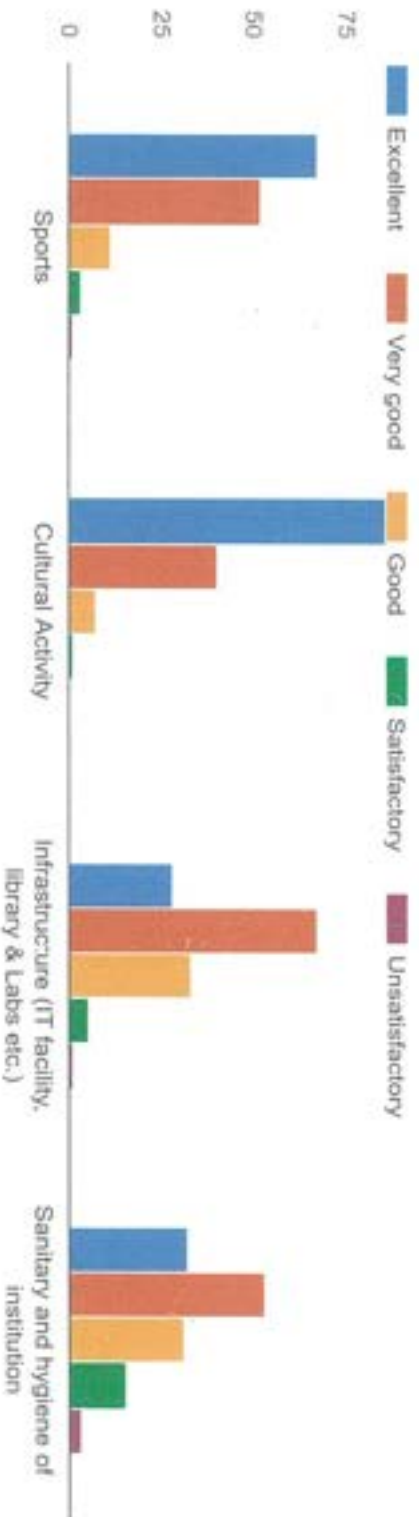




OFFICE OF THE PRINCIPAL
GOVT. COLLEGE FOR WOMEN GANDHI NAGAR JAMMU
(A CONSTITUENT COLLEGE OF CLUSTER UNIVERSITY OF JAMMU)



Rate the General Ambience of college on the following attributes.



Amu



The main findings of the analysis.

The graphs and charts Interpret trends, patterns, and anomalies. College has received online feedback from different stake holders through google form. After properly analysing the feedback, the suggestions that were duly considered are as under:

1. Parking related issues.
2. Issue related the Buffet station because of the long working hours in college.
3. Recommendation of day care center for the children of staff members.

Report Submission:

For further Discussion and appropriate actions, the details of Analysed Data and suggestions from the student's feedback, on curriculum forwarded to the governing body/College Advisory committee.

Co-ordinator Criterion I


Prof Anjali Bhat

